

MANULIFE PENDAPATAN TETAP DOLLAR


APR 2023

Investment Objective

To provide a steady stream of income and currency diversification mainly through US Dollar fixed income instruments.

Risk Classification

Risk classification is based on type of fund.



Fund Information

Inception Date	: 8 Jun 04
Inception Price	: USD 1.0000
Fund Size	: USD 17,318,363.89
Number of unit	: 11,899,989.89
Net Asset Value/Unit ³⁾	: USD 1.4553
Fund Currency	: USD
Type of fund	: Fixed Income
Valuation	: Daily
Custodian Bank	: Standard Chartered Bank
Annual Management Fee	: 2.00%
Bloomberg Code	: MANLID0 IJ
Fund Manager	: PT Manulife Aset Manajemen Indonesia

Allocation

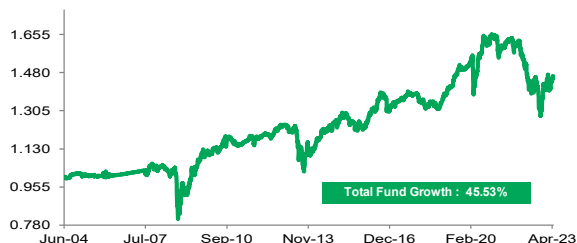
Bond	: 80 - 100 %	Government Bond	: 93.48%
Money Market	: 0 - 20 %	Money Market	: 6.52%

Portfolio

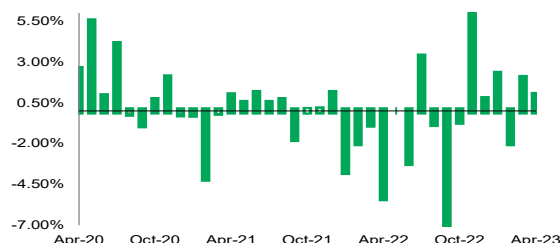
Note

- 1) Annualized (1 year = 365 days) and using compound method (for products that have been more than one year old since inception).
- 2) The benchmark is Bloomberg Barclays EM I01378US Index.
- 3) The Net Asset Value / Unit has calculated the costs, including fees related to transaction and transaction settlement as well as administration and recording.

Performance Since Inception



Monthly Performance Last 3 Years



Fund Performance

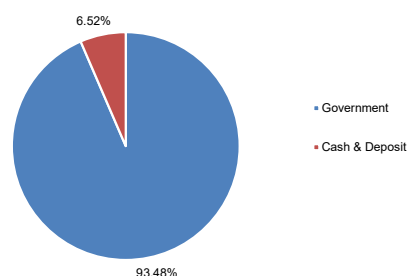
Performance in USD per (28/04/23)									Yearly Performance								
	1 mo	3 mo	6 mo	YTD	1 yr	3 yr ¹⁾	5 yr ¹⁾	Since Inception ¹⁾		2022	2021	2020	2019	2018	2017	2016	2015
MPTD	0.93%	0.91%	10.63%	3.16%	1.09%	-0.33%	1.72%	2.01%	MPTD	-13.11%	-1.59%	9.35%	12.43%	-2.99%	5.73%	6.16%	-1.30%
BM ²⁾	1.19%	1.48%	11.10%	3.82%	2.37%	0.85%	3.36%	2.45%	BM ²⁾	-13.36%	0.79%	11.61%	14.69%	-0.92%	8.42%	8.96%	0.98%

Top Holdings* & Sector Allocation

Time Deposit - Bank CIMB Niaga
Eurobonds Indonesia, 2025-3
Eurobonds Indonesia, 2027
Eurobonds Indonesia, 2027-3
Eurobonds Indonesia, 2027-4
Eurobonds Indonesia, 2028-2
Eurobonds Indonesia, 2028-3
Eurobonds Indonesia, 2029
Eurobonds Indonesia, 2029-3
Eurobonds Indonesia, 2030
Eurobonds Indonesia, 2030-2
Eurobonds Indonesia, 2031-2
Eurobonds Indonesia, 2032

Eurobonds Indonesia, 2032-2
Eurobonds Indonesia, 2032-3
Eurobonds Indonesia, 2035
Eurobonds Indonesia, 2037
Eurobonds Indonesia, 2038
Eurobonds Indonesia, 2042
Eurobonds Indonesia, 2043
Eurobonds Indonesia, 2044
Eurobonds Indonesia, 2047
Eurobonds Indonesia, 2048
Eurobonds Indonesia, 2050-2
Eurobonds Indonesia, 2052-2
Eurobonds Indonesia, 2053

*Non Affiliates



Investment Manager Commentary

Indonesia USD bond market strengthened in line with UST yield movement which lowered from 3.47% to 3.42% due to the heightened expectation of the possible last Fed rate hike in the upcoming FOMC Meeting in May. This expectation added positive fuel to the market bolstered its resilient performance. In line with The Fed's more dovish tendency stance, Bank Indonesia reaffirmed its monetary stance by holding its interest rate at 5.75%. Yields on short tenors fell more than medium tenors.

Disclaimer: This report is prepared by PT Asuransi Jiwa Manulife Indonesia only for information purposes and not to be used as a sales offering or proposal. Although this report has been prepared meticulously, PT Asuransi Jiwa Manulife Indonesia does not guarantee its accuracy, sufficiency or completeness, and is not responsible for any consequences arising from any actions which are based on the information stated herein. Investments in capital market instruments are subject to various risks which include, but not limited to, market risk, credit risk, interest rate risk, exchange rate risk (particularly in Fund which has allocation in offshore investment instruments in different currencies than the Fund's currency), liquidity risk and other risks which could result in performance volatility. Therefore, the performance of this Fund is not guaranteed, the unit price of each Fund may go up or down and past performance does not necessarily indicate of future performance.

Manulife Indonesia

Established in 1985, PT Asuransi Jiwa Manulife Indonesia (Manulife Indonesia) is part of Manulife Financial Corporation Group, a Canadian financial services group that operates in Asia, Canada and the United States. Manulife Indonesia offers a wide range of financial services, including life insurance, accident and health insurance, investment and pension plans to individual customers and group clients in Indonesia. Through a network of almost 11,000 employees and professional agents spread across more than 25 sales offices, Manulife Indonesia serves more than 2 million customers in Indonesia. PT Asuransi Jiwa Manulife Indonesia are licensed and supervised by the Otoritas Jasa Keuangan (OJK). To learn more about Manulife Indonesia, follow us on Facebook, Twitter, Instagram, YouTube, or visit www.manulife.co.id.