

## MANULIFE DANA PRIMA DINAMIS - MODERAT

AUG 2023

### Investment Objective

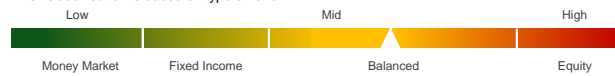
Aim to achieve long term capital growth whilst also managing downside risk through multi-asset dynamic asset allocation strategy where multiple asset classes are rebalanced based on ongoing active management decision of the investment management team.

### Fund Information

Inception Date	: 21 Dec 15
Inception Price	: IDR 1,000.00
Fund Size	: Rp 27.76 bn
Number of unit	: 21,939,495.27
Net Asset Value/Unit <sup>(4)</sup>	: IDR 1,265.18
Fund Currency	: IDR
Type of fund	: Balanced
Valuation	: Daily
Custodian Bank	: Bank DBS Indonesia
Annual Management Fee	: 2.60%
Bloomberg Code	: MLIPRDM IJ
Fund Manager	: PT Manulife Aset Manajemen Indonesia

### Risk Classification

Risk classification is based on type of fund.



### Allocation

Equity	: 0 - 79 %
Bond	: 0 - 79 %
Money Market	: 0 - 79 %

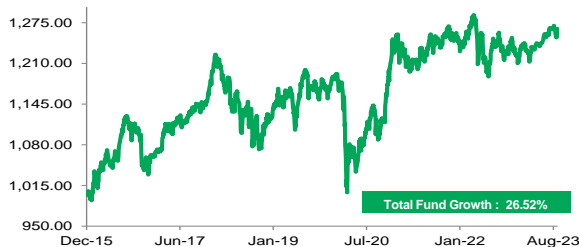
### Portfolio

Equity Onshore	: 32.16%
Equity Offshore	: 10.29%
Bond	: 57.52%
Money Market	: 0.03%

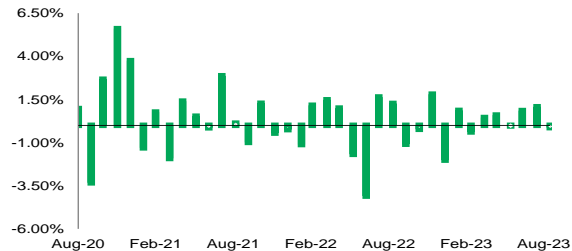
### Note

- Annualized (1 year = 365 days) and using compound method (for products that have been more than one year old since inception).
- The benchmark is 13.4 % Indonesia Deposit Rate avg 1-month + 45% BINDO Index Total Return + 31.5% Jakarta SE Composite + 1.5% USD Deposit 1-month + 5% Barclays US Aggregate Total Return USD + 1.2% S&P 500 + 1.2% MSCI Japan, net of all fees, expenses and tax.
- Based on GICS (Global Industrials Classification Standard).
- The Net Asset Value / Unit has calculated the costs, including fees related to transaction and transaction settlement as well as administration and recording.

### Performance Since Inception



### Monthly Performance Last 3 Years



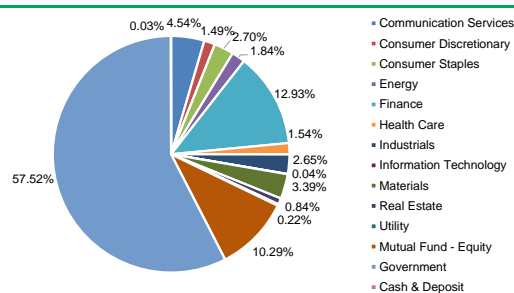
### Fund Performance

	Performance in IDR per (31/08/23)								Yearly Performance							
	1 mo	3 mo	6 mo	YTD	1 yr	3 yr <sup>(1)</sup>	5 yr <sup>(1)</sup>	Since Inception <sup>(1)</sup>	2022	2021	2020	2019	2018	2017	2016	2015
MDPMOD	-0.13%	1.81%	2.84%	3.34%	1.75%	3.91%	2.41%	3.10%	-2.00%	1.88%	3.35%	5.50%	-4.98%	12.31%	4.67%	n/a
BM <sup>(2)</sup>	0.00%	2.42%	3.42%	4.05%	4.27%	6.79%	5.76%	6.98%	2.45%	6.28%	6.49%	7.89%	-1.22%	15.33%	12.53%	n/a

### Top Holdings\* & Sector Allocation<sup>(3)</sup>

Mutual Fund - Manulife Global Fund - American Growth  
 Mutual Fund - Manulife Global Fund - European Growth  
 Stock - Astra International Tbk PT  
 Stock - Bank Central Asia Tbk PT  
 Stock - Bank Mandiri Persero Tbk PT  
 Stock - Bank Negara Indonesia Persero Tbk PT  
 Stock - Bank Rakyat Indonesia Persero Tbk PT  
 Stock - Telkom Indonesia Persero Tbk PT  
 Obligasi Negara Republik Indonesia Seri FR0050  
 Obligasi Negara Republik Indonesia Seri FR0072  
 Obligasi Negara Republik Indonesia Seri FR0085  
 Obligasi Negara Republik Indonesia Seri FR0092

\*Non Affiliates



### Investment Manager Commentary

Indonesia stock market was outperformed the global and Asia market. Indonesia strong fundamentals, near-peak Fed Funds Rate and disappointing China recovery post economy reopening could support appetite of foreign investors to Indonesia. The domestic bond market experienced a volatile movement on the back of rising 10Y UST yields to 4.35%. Indonesia bond market in August recorded negative performance. The volatility in the UST yields were driven by hawkish Fed statement and declining demand in the UST auction. Meanwhile Bank Indonesia held the interest rates constant for the seventh time in a row during its August meeting, in line with market expectations. BI believed that the current levels were enough to keep inflation within the targeted range for both this year and the next year.

**Disclaimer:** This report is prepared by PT Asuransi Jiwa Manulife Indonesia only for information purposes and not to be used as a sales offering or proposal. Although this report has been prepared meticulously, PT Asuransi Jiwa Manulife Indonesia does not guarantee its accuracy, sufficiency or completeness, and is not responsible for any consequences arising from any actions which are based on the information stated herein. Investments in capital market instruments are subject to various risks which include, but not limited to, market risk, credit risk, interest rate risk, exchange rate risk (particularly in Fund which has allocation in offshore investment instruments in different currencies than the Fund's currency), liquidity risk and other risks which could result in performance volatility. Therefore, the performance of this Fund is not guaranteed, the unit price of each Fund may go up or down and past performance does not necessarily indicative of future performance.

### Manulife Indonesia

Established in 1985, PT Asuransi Jiwa Manulife Indonesia (Manulife Indonesia) is part of Manulife Financial Corporation Group, a Canadian financial services group that operates in Asia, Canada and the United States. Manulife Indonesia offers a wide range of financial services, including life insurance, accident and health insurance, investment and pension plans to individual customers and group clients in Indonesia. Through a network of almost 11,000 employees and professional agents spread across more than 25 sales offices, Manulife Indonesia serves more than 2 million customers in Indonesia.

PT Asuransi Jiwa Manulife Indonesia are licensed and supervised by the Otoritas Jasa Keuangan (OJK). To learn more about Manulife Indonesia, follow us on Facebook, Twitter, Instagram, YouTube, or visit [www.manulife.co.id](http://www.manulife.co.id).