

MANULIFE DANA EKUITAS USD

JUN 2022

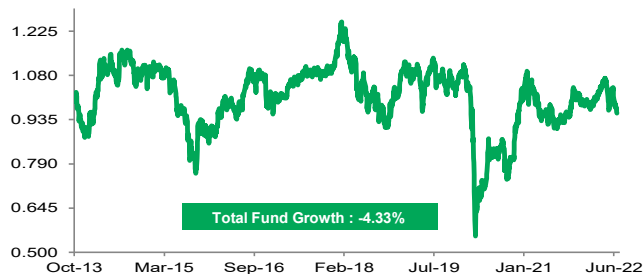
Investment Objective

Providing the participants with superior investment growth over the long-term by investing the assets in a diversified portfolio of publicly listed Indonesian equities.

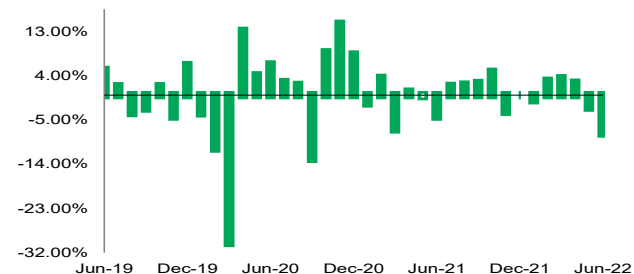
Fund Information

| | |
|------------------------------------|---------------------------|
| Inception Date | : 16 Oct 13 |
| Fund Size | : USD 22,544,060.70 |
| Fund Currency | : USD |
| Type of fund | : Equity |
| Valuation | : Daily |
| Custodian Bank | : Standard Chartered Bank |
| Annual Management Fee | : 2.50% |
| Net Asset Value/Unit ⁴⁾ | : USD 0.9567 |
| Bloomberg Code | : MANDEKU IJ |

Performance Since Inception

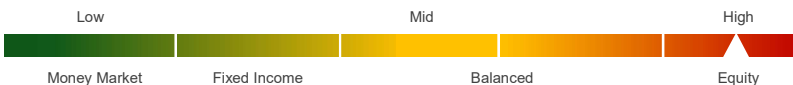


Monthly Performance Last 3 Years



Risk Classification

Risk classification is based on type of fund.



Allocation

| | |
|--------------|--------------|
| Equity | : 80 - 100 % |
| Money Market | : 0 - 20 % |

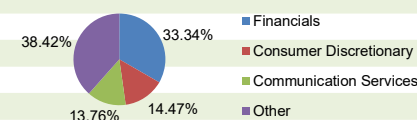
Portfolio

| | |
|--------------|----------|
| Equity | : 74.43% |
| Money Market | : 25.57% |

Top 5 Holdings

- 1 Bank Central Asia
- 2 Bank Rakyat Indonesia Persero
- 3 Telkom Indonesia Persero
- 4 Bank Mandiri Persero
- 5 Astra International

Sector Allocation ³⁾



Fund Performance

| Performance in USD per (30/06/22) | | | | | | | |
|-----------------------------------|--------|--------|--------|--------|--------|--------------------|--------------------|
| | 1 mo | 3 mo | 6 mo | YTD | 1 yr | 3 yr ¹⁾ | 5 yr ¹⁾ |
| MDE (in USD) | -7.80% | -7.91% | -2.94% | -2.94% | 4.77% | -4.51% | -2.59% |
| BM ²⁾ | -5.80% | -5.99% | 0.39% | 0.39% | 12.63% | 0.95% | 1.14% |

| Yearly Performance | | | | | | | |
|--------------------|--------|--------|-------|---------|--------|--------|---------|
| | 2021 | 2020 | 2019 | 2018 | 2017 | 2016 | 2015 |
| MDE (in USD) | -1.63% | -7.61% | 6.47% | -12.26% | 14.99% | 10.85% | -17.77% |
| BM ²⁾ | 8.31% | -5.92% | 6.13% | -8.80% | 19.57% | 18.09% | -21.35% |

Note

- 1) Annualized (1 year = 365 days) and using compound method (for products that have been more than one year old since inception).
- 2) The benchmark is Jakarta Composite Index in USD terms.
- 3) Based on GICS (Global Industrials Classification Standard).
- 4) The Net Asset Value / Unit has calculated the costs, including fees related to transaction and transaction settlement as well as administration and recording.

Investment Manager Commentary

Indonesia equity market posted negative performance in June, weighed by negative sentiment from the global markets. The Fed raised its benchmark rate by 75bps in June to 1.50%-1.75%, the largest and most aggressive rate hike since 1994 as US inflation rose to 40-year high. On the flip side, the markets were concerned that aggressive rate hike could put pressure on global growth or even cause recession. This sentiment weighed on the market, reflected by MSCI World that fell -8.77% and MSCI Asia Pacific -6.78% in June. On the domestic market, inflation also rose to 4.35% YoY, above BI's upper target of 4%, due to poor harvest of chili and shallots. On the positive note, the government raised the budget for energy subsidi and compensation that allows the government to maintain Pertamina fuel price and subsidized electricity price. This should put the lid on inflation pressure and support purchasing power. Portfolio allocation in healthcare and financials contributed positive attribution, meanwhile allocation in materials and energy contributed negative attribution to performance.

Disclaimer: This report is prepared by PT Asuransi Jiwa Manulife Indonesia only for information purposes and not to be used as a sales offering or proposal. Although this report has been prepared meticulously, PT Asuransi Jiwa Manulife Indonesia does not guarantee its accuracy, sufficiency or completeness, and is not responsible for any consequences arising from any actions which are based on the information stated herein. Investments in capital market instruments are subject to various risks which include, but not limited to, market risk, credit risk, interest rate risk, exchange rate risk (particularly in Fund which has allocation in offshore investment instruments in different currencies than the Fund's currency), liquidity risk and other risks which could result in performance volatility. Therefore, the performance of this Fund is not guaranteed, the unit price of each Fund may go up or down and past performance does not necessarily indicative of future performance.

Manulife Indonesia

Established in 1985, PT Asuransi Jiwa Manulife Indonesia (Manulife Indonesia) is part of Manulife Financial Corporation Group, a Canadian financial services group that operates in Asia, Canada and the United States. Manulife Indonesia offers a wide range of financial services, including life insurance, accident and health insurance, investment and pension plans to individual customers and group clients in Indonesia. Through a network of almost 11,000 employees and professional agents spread across more than 25 sales offices, Manulife Indonesia serves more than 2 million customers in Indonesia. PT Asuransi Jiwa Manulife Indonesia is registered and supervised by the Otoritas Jasa Keuangan (OJK). To learn more about Manulife Indonesia, follow us on Facebook, Twitter, Instagram, YouTube, or visit www.manulife.co.id.

