

## MANULIFE DANA EKUITAS INDONESIA INDIA - IDR

JAN 2022

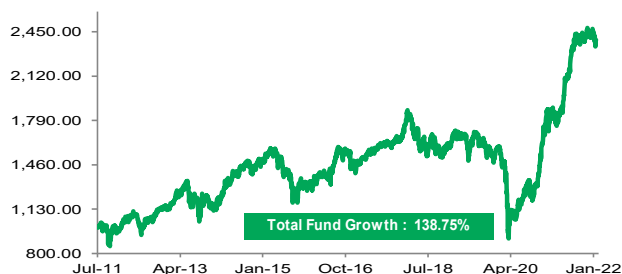
### Investment Objective

To generate capital appreciation by investing in medium to long term in Indonesian equities and/or companies listed on the Indian stock exchange that derive majority of their revenue from India.

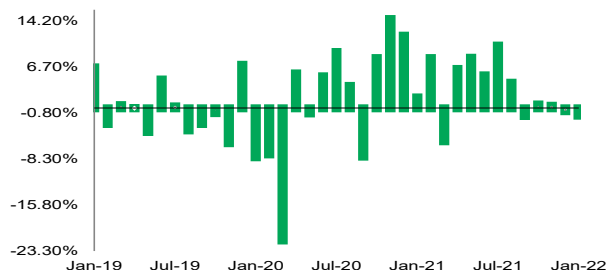
### Fund Information

Inception Date	: 1 Jul 11
Fund Size	: Rp 945.032 bn
Fund Currency	: IDR
Type of fund	: Equity
Valuation	: Daily
Custodian Bank	: Standard Chartered Bank
Annual Management Fee	: 2.50%
Net Asset Value/Unit <sup>4)</sup>	: IDR 2,387.51
Bloomberg Code	: MLLDEI IJ

### Performance Since Inception

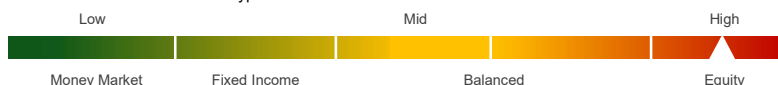


### Monthly Performance Last 3 Years



### Risk Classification

Risk classification is based on type of fund.



### Allocation

Equity	: 80 - 100 %
Money Market	: 0 - 20 %

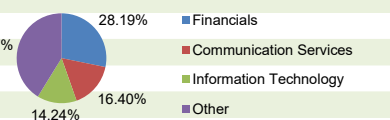
### Portfolio

Indonesian Equity	: 90.85%
India Equity	: 5.91%
Money Market	: 3.23%

### Top 5 Holdings

1	Telkom Indonesia
2	Bank Central Asia
3	Bank Jago
4	Merdeka Copper Gold
5	M Cash Integrasi

### Sector Allocation <sup>3)</sup>



### Fund Performance

Performance in IDR per (31/01/22)							
	1 mo	3 mo	6 mo	YTD	1 yr	3 yr <sup>1)</sup>	5 yr <sup>1)</sup>
MDEII (in IDR)	-1.24%	-1.31%	2.10%	-1.24%	39.53%	11.75%	10.18%
BM <sup>2)</sup>	0.84%	0.48%	9.28%	0.84%	15.32%	2.99%	6.27%

Yearly Performance							
	2021	2020	2019	2018	2017	2016	2015
MDEII (in IDR)	43.72%	6.03%	-1.07%	-7.24%	16.99%	11.10%	-10.94%
BM <sup>2)</sup>	12.11%	-2.26%	2.53%	-1.87%	22.61%	12.87%	-10.03%

### Note

- 1) Annualized (1 year = 365 days) and using compound method (for products that have been more than one year old since inception).
- 2) The benchmark is 85% JCI + 15% NIFTY Index in IDR terms.
- 3) Based on GICS (Global Industrials Classification Standard).
- 4) The Net Asset Value / Unit has calculated the costs, including fees related to transaction and transaction settlement as well as administration and recording.

### Investment Manager Commentary

Equity market was volatile in January, mainly affected by global sentiment. Uncertainty on The Fed's policy weighs on the market following The Fed's hawkish statement in early January that opens the possibility of rate hike in Q1-2022. On the domestic front, Indonesia macro indicators continued showing recovery. GDP growth picked up from 3.5% YoY in 3Q21 to 5.0% in 4Q21, as a decline in Covid-19 cases and an easing of restrictions led to a rebound in activities. Household consumption was the main driver. Inflation increased 0.56% MoM, bringing the annual inflation to 2.18% YoY from 1.87% in the previous month indicating demand recovery. Meanwhile, Bank Indonesia began tightening its policy by announcing that it would raise the reserve requirement ratio (RRR) gradually starting March to September this year. We believe liquidity will remain ample as Bank Indonesia has injected liquidity of more than IDR800t since 2020, and it will continue supporting liquidity through the IDR214t burden sharing scheme. Allocation in communications and IT result in positive attribution for the portfolio while energy and consumer discretionary result in negative attribution.

**Disclaimer:** This report is prepared by PT Asuransi Jiwa Manulife Indonesia only for information purposes and not to be used as a sales offering or proposal. Although this report has been prepared meticulously, PT Asuransi Jiwa Manulife Indonesia does not guarantee its accuracy, sufficiency or completeness, and is not responsible for any consequences arising from any actions which are based on the information stated herein. Investments in capital market instruments are subject to various risks which include, but not limited to, market risk, credit risk, interest rate risk, exchange rate risk (particularly in Fund which has allocation in offshore investment instruments in different currencies than the Fund's currency), liquidity risk and other risks which could result in performance volatility. Therefore, the performance of this Fund is not guaranteed, the unit price of each Fund may go up or down and past performance does not necessarily indicative of future performance.

### Manulife Indonesia

Established in 1985, PT Asuransi Jiwa Manulife Indonesia (Manulife Indonesia) is part of Manulife Financial Corporation Group, a Canadian financial services group that operates in Asia, Canada and the United States. Manulife Indonesia offers a wide range of financial services, including life insurance, accident and health insurance, investment and pension plans to individual customers and group clients in Indonesia. Through a network of almost 11,000 employees and professional agents spread across more than 25 sales offices, Manulife Indonesia serves more than 2 million customers in Indonesia. PT Asuransi Jiwa Manulife Indonesia is registered and supervised by the Otoritas Jasa Keuangan (OJK). To learn more about Manulife Indonesia, follow us on Facebook, Twitter, Instagram, YouTube, or visit [www.manulife.co.id](http://www.manulife.co.id).