

## MANULIFE DANA EKUITAS INDONESIA CHINA - USD

DEC 2022

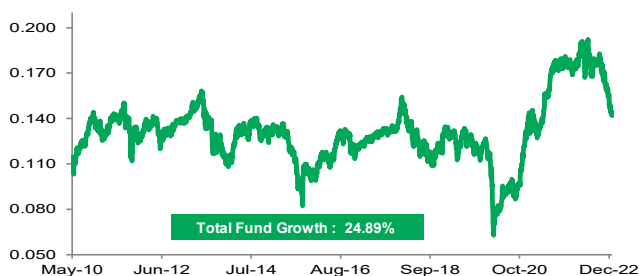
### Investment Objective

To generate capital appreciation by investing in medium to long term in Indonesian equities and/or companies listed on the Hong Kong stock exchange (including China H-shares and red chip companies) that derive majority of their revenue from China.

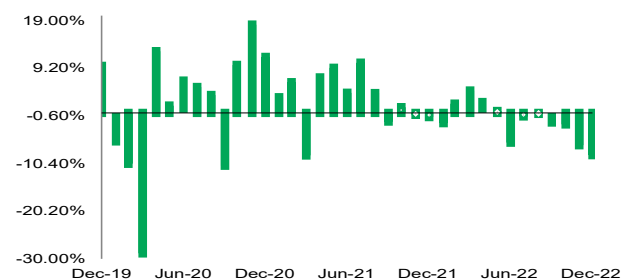
### Fund Information

Inception Date	: 12 May 10
Fund Size	: USD 25,421,185.06
Fund Currency	: USD
Type of fund	: Equity
Valuation	: Daily
Custodian Bank	: Standard Chartered Bank
Annual Management Fee	: 2.50%
Net Asset Value/Unit <sup>4)</sup>	: USD 0.1424
Bloomberg Code	: MLLDECU IJ

### Performance Since Inception



### Monthly Performance Last 3 Years



### Risk Classification

Risk classification is based on type of fund.



### Allocation

Equity	: 80 - 100 %
Money Market	: 0 - 20 %

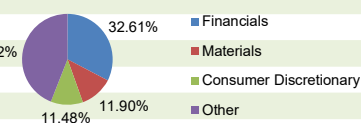
### Portfolio

Indonesian Equity	: 90.72%
China Equity	: 8.42%
Money Market	: 0.86%

### Top 5 Holdings

1 Panin Financial
2 Adaro Energy Indonesia
3 Bank Pan Indonesia
4 M Cash Integrasi
5 Bank Rakyat Indonesia

### Sector Allocation <sup>3)</sup>



### Fund Performance

Performance in USD per (30/12/22)								
	1 mo	3 mo	6 mo	YTD	1 yr	3 yr <sup>1)</sup>	5 yr <sup>1)</sup>	Since Inception <sup>1)</sup>
MDEIC (in USD)	-8.68%	-16.74%	-19.85%	-18.70%	-18.70%	4.93%	0.55%	1.77%
BM <sup>2)</sup>	-0.86%	-1.43%	-5.18%	-5.48%	-5.48%	-2.18%	-1.92%	2.20%

Yearly Performance								
	2021	2020	2019	2018	2017	2016	2015	2014
MDEIC (in USD)	38.05%	2.94%	3.43%	-14.00%	15.40%	13.84%	-20.74%	19.58%
BM <sup>2)</sup>	4.51%	-5.26%	7.47%	-9.77%	21.71%	15.29%	-19.83%	18.47%

### Note

- 1) Annualized (1 year = 365 days) and using compound method (for products that have been more than one year old since inception).
- 2) The benchmark is 85% JCI + 15% Hang Seng Mainland 25 Index in USD terms.
- 3) Based on GICS (Global Industrials Classification Standard).
- 4) The Net Asset Value / Unit has calculated the costs, including fees related to transaction and transaction settlement as well as administration and recording.

### Investment Manager Commentary

Indonesia equity market was volatile in December affected by hawkish statement from The Fed and selling pressure from foreign investor in the domestic market. The Fed raised benchmark rate by 50bps to 4.50 inline with market expectation, a smaller hike compared to 75bps increment the previous months. However, statement from Fed Chair Jerome Powell emphasized that monetary tightening will not be eased in the short term and interest rate may be higher than previous expectation due to persistent inflation and strong labor sector. On the domestic front, the market was under pressure from foreign outflow that posted net sell IDR21 trillion in the equity market. China economic reopening caused rebalancing from market that outperformed such as Indonesia to underperformed markets such as North Asia. However, there was no changes in Indonesia fundamentals that remain supportive, where trade balance continue to post surplus USD5.2 billion, forex reserve increased to USD137.2 billion, and inflation fell to 5.51% YoY from its peak of 5.95% in September. Contrary to Indonesia, China equity market posted positive performance supported by economic reopening and optimism of economic recovery. Portfolio allocation in communication and utilities contributed positive attribution, meanwhile allocation in energy and financials contributed negative attribution to performance.

**Disclaimer:** This report is prepared by PT Asuransi Jiwa Manulife Indonesia only for information purposes and not to be used as a sales offering or proposal. Although this report has been prepared meticulously, PT Asuransi Jiwa Manulife Indonesia does not guarantee its accuracy, sufficiency or completeness, and is not responsible for any consequences arising from any actions which are based on the information stated herein. Investments in capital market instruments are subject to various risks which include, but not limited to, market risk, credit risk, interest rate risk, exchange rate risk (particularly in Fund which has allocation in offshore investment instruments in different currencies than the Fund's currency), liquidity risk and other risks which could result in performance volatility. Therefore, the performance of this Fund is not guaranteed, the unit price of each Fund may go up or down and past performance does not necessarily indicative of future performance.

### Manulife Indonesia

Established in 1985, PT Asuransi Jiwa Manulife Indonesia (Manulife Indonesia) is part of Manulife Financial Corporation Group, a Canadian financial services group that operates in Asia, Canada and the United States. Manulife Indonesia offers a wide range of financial services, including life insurance, accident and health insurance, investment and pension plans to individual customers and group clients in Indonesia. Through a network of almost 11,000 employees and professional agents spread across more than 25 sales offices, Manulife Indonesia serves more than 2 million customers in Indonesia. PT Asuransi Jiwa Manulife Indonesia is registered and supervised by the Otoritas Jasa Keuangan (OJK). To learn more about Manulife Indonesia, follow us on Facebook, Twitter, Instagram, YouTube, or visit [www.manulife.co.id](http://www.manulife.co.id).



[www.manulife.co.id](http://www.manulife.co.id)



Manulife Indonesia



@Manulife\_ID



Manulife\_ID



Manulife Indonesia