

MANULIFE DANA INVESTASI REAL ESTAT ASIA PASIFIK DOLLAR

MAY 2021

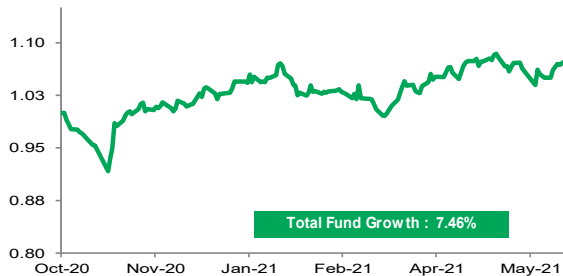
Investment Objective

To provide long-term capital appreciation and income generation through mutual funds by investing in real estate related stocks in the Asia-Pacific ex-Japan region.

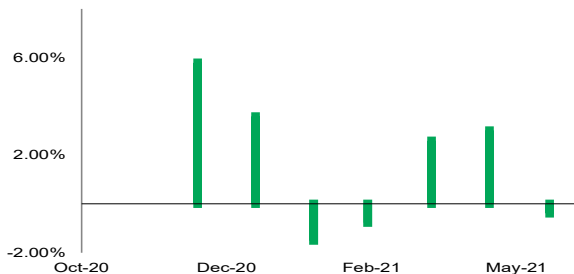
Fund Information

Inception Date	: 12 Oct 20
Fund Size	: USD 3,865,886.43
Fund Currency	: USD
Type of fund	: Equity
Valuation	: Daily
Custodian Bank	: Citibank N.A.
Annual Management Fee	: 2.50%
Net Asset Value/Unit ²⁾	: USD 1.0746
Bloomberg Code	: MANREAP IJ

Performance Since Inception

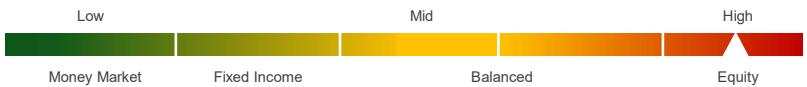


Monthly Performance Last 3 Years



Risk Classification

Risk classification is based on type of fund.



Allocation

Equity	: 80 - 100 %
Money Market	: 0 - 20 %

Portfolio

Equity Onshore	: 0.00%
Equity Offshore	: 95.38%
Money Market	: 4.62%

Top 5 Holdings

1 Manulife Global Fund - Asia

Fund Performance

Performance in USD per (31/05/21)								
	1 mo	3 mo	6 mo	YTD	1 yr	3 yr ¹⁾	5 yr ¹⁾	Since Inception ¹⁾
MDIREAP	-0.40%	5.26%	6.58%	2.88%	n/a	n/a	n/a	7.46%
BM	n/a	n/a	n/a	n/a	n/a	n/a	n/a	n/a
Yearly Performance								
	2020	2019	2018	2017	2016	2015	2014	2013
MDIREAP	n/a	n/a	n/a	n/a	n/a	n/a	n/a	n/a
BM	n/a	n/a	n/a	n/a	n/a	n/a	n/a	n/a

Note

- 1) Annualized (1 year = 365 days) and using compound method (for products that have been more than one year old since inception).
- 2) The Net Asset Value / Unit has calculated the costs, including fees related to transaction and transaction settlement as well as administration and recording.

Investment Manager Commentary

The REITS market weakened in May, the spread of the COVID variant and social restrictions that were re-imposed in several Asian countries caused volatility in the Asian REITS market. Nonetheless we still have a positive outlook on key REITS markets such as Hong Kong, Singapore and Australia supported by positive cash flow developments and continued progress in vaccinations.

Disclaimer: This report is prepared by PT Asuransi Jiwa Manulife Indonesia only for information purposes and not to be used as a sales offering or proposal. Although this report has been prepared meticulously, PT Asuransi Jiwa Manulife Indonesia does not guarantee its accuracy, sufficiency or completeness, and is not responsible for any consequences arising from any actions which are based on the information stated herein. Investments in capital market instruments are subject to various risks which include, but not limited to, market risk, credit risk, interest rate risk, exchange rate risk (particularly in Fund which has allocation in offshore investment instruments in different currencies than the Fund's currency), liquidity risk and other risks which could result in performance volatility. Therefore, the performance of this Fund is not guaranteed, the unit price of each Fund may go up or down and past performance does not necessarily indicative of future performance.

Manulife Indonesia

Established in 1985, PT Asuransi Jiwa Manulife Indonesia (Manulife Indonesia) is part of Manulife Financial Corporation Group, a Canadian financial services group that operates in Asia, Canada and the United States. Manulife Indonesia offers a wide range of financial services, including life insurance, accident and health insurance, investment and pension plans to individual customers and group clients in Indonesia. Through a network of more than 9,000 employees and professional agents spread across 26 sales offices, Manulife Indonesia serves more than 2 million customers in Indonesia.

PT Asuransi Jiwa Manulife Indonesia is registered and supervised by the Otoritas Jasa Keuangan (OJK). To learn more about Manulife Indonesia, follow us on Facebook, Twitter, Instagram, YouTube, or visit



www.manulife.co.id



Manulife Indonesia



@Manulife_ID



Manulife_ID



Manulife Indonesia