

## MANULIFE PENDAPATAN TETAP DOLLAR

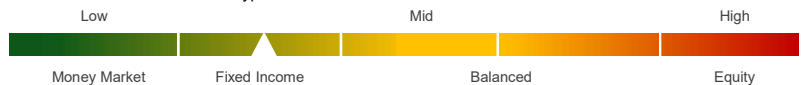
JUL 2021

### Investment Objective

To provide a steady stream of income and currency diversification mainly through US Dollar fixed income instruments.

### Risk Classification

Risk classification is based on type of fund.



### Fund Information

Inception Date	: 8 Jun 04
Fund Size	: USD 43,258,917.07
Fund Currency	: USD
Type of fund	: Fixed Income
Valuation	: Daily
Custodian Bank	: Standard Chartered Bank
Annual Management Fee	: 2.00%
Net Asset Value/Unit <sup>4)</sup>	: USD 1.6231
Bloomberg Code	: MANLIDO IJ

### Allocation

Bond	: 80 - 100 %
Money Market	: 0 - 20 %

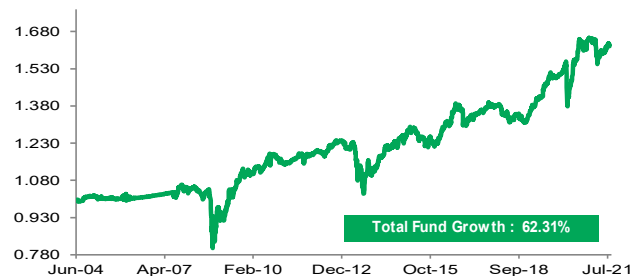
### Portfolio

Government Bond	: 99.32%
Money Market	: 0.68%

### Top 5 Holdings

1	SBSN Republik Indonesia SNI25
2	INDON 38
3	INDON 29
4	INDON 42
5	INDON 26

### Performance Since Inception



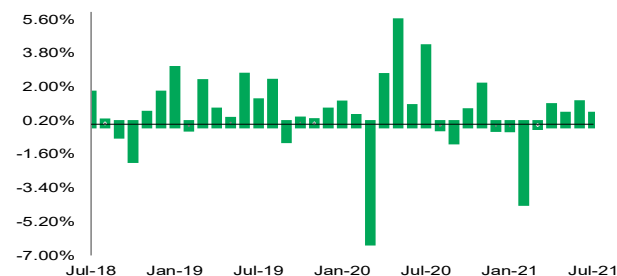
### Fund Performance

Performance in USD per (30/07/21)								
	1 mo	3 mo	6 mo	YTD	1 yr	3 yr <sup>1)</sup>	5 yr <sup>1)</sup>	Since Inception <sup>1)</sup>
MPTD	0.45%	1.97%	-1.42%	-1.63%	-0.22%	6.45%	3.59%	2.86%
BM <sup>2)</sup>	0.71%	2.71%	0.00%	-0.17%	1.80%	8.81%	5.89%	3.28%

Yearly Performance								
	2020	2019	2018	2017	2016	2015	2014	2013
MPTD	9.35%	12.43%	-2.99%	5.73%	6.16%	-1.30%	10.32%	-8.66%
BM <sup>2)</sup>	11.61%	14.69%	-0.92%	8.42%	8.96%	0.98%	10.99%	0.04%

### Monthly Performance Last 3 Years



### Note

- Annualized (1 year = 365 days) and using compound method (for products that have been more than one year old since inception).
- The benchmark is Bloomberg Barclays EM I01378US Index.
- The Net Asset Value / Unit has calculated the costs, including fees related to transaction and transaction settlement as well as administration and recording.

### Investment Manager Commentary

INDON bond market fluctuated in July. Neutral Fed seemed to have been anticipated by the market as The Fed ensured gradual communication and tapering of asset purchases would take place in an orderly way. July's inflation accelerated to 1.52% YoY from the previous month of 1.33% YoY. The yield on the short tenor INDON bonds fell deeper than the medium tenor.

**Disclaimer:** This report is prepared by PT Asuransi Jiwa Manulife Indonesia only for information purposes and not to be used as a sales offering or proposal. Although this report has been prepared meticulously, PT Asuransi Jiwa Manulife Indonesia does not guarantee its accuracy, sufficiency or completeness, and is not responsible for any consequences arising from any actions which are based on the information stated herein. Investments in capital market instruments are subject to various risks which include, but not limited to, market risk, credit risk, interest rate risk, exchange rate risk (particularly in Fund which has allocation in offshore investment instruments in different currencies than the Fund's currency), liquidity risk and other risks which could result in performance volatility. Therefore, the performance of this Fund is not guaranteed, the unit price of each Fund may go up or down and past performance does not necessarily indicative of future performance.

### Manulife Indonesia

Established in 1985, PT Asuransi Jiwa Manulife Indonesia (Manulife Indonesia) is part of Manulife Financial Corporation Group, a Canadian financial services group that operates in Asia, Canada and the United States. Manulife Indonesia offers a wide range of financial services, including life insurance, accident and health insurance, investment and pension plans to individual customers and group clients in Indonesia. Through a network of more than 9,000 employees and professional agents spread across 26 sales offices, Manulife Indonesia serves more than 2 million customers in Indonesia.

PT Asuransi Jiwa Manulife Indonesia is registered and supervised by the Otoritas Jasa Keuangan (OJK). To learn more about Manulife Indonesia, follow us on Facebook, Twitter, Instagram, YouTube, or visit [www.manulife.co.id](http://www.manulife.co.id).

