

MANULIFE DANA EKUITAS OPTIMA SYARIAH USD

JUL 2021

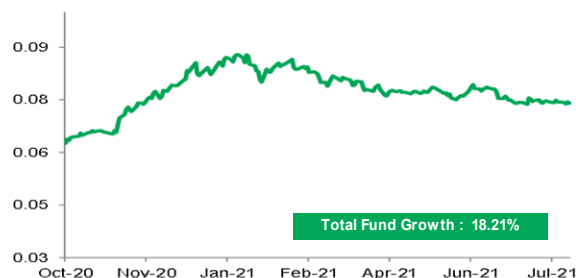
Investment Objective

To provide selected financial investments in accordance with the Syariah Islam principles on various instruments that have been chosen and approved by the Syariah Supervisory Board to suit the values and teachings of Islam.

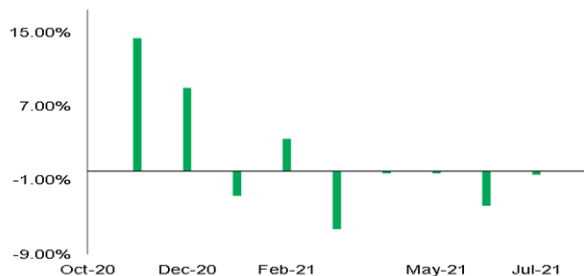
Fund Information

| | |
|-------------------------------------|-------------------------|
| Inception Date | : 5 Oct 20 |
| Fund Size | : USD 14,450,300,844.42 |
| Fund Currency | : USD |
| Type of fund | : Equity |
| Valuation | : Daily |
| Custodian Bank | : Bank DBS Indonesia |
| Annual Management Fee | : 2.50% |
| Net Asset Value/Unit ⁽⁴⁾ | : USD 0.0740 |
| Bloomberg Code | : MADEOSU IJ |

Performance Since Inception

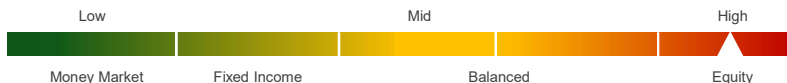


Monthly Performance Last 3 Years



Risk Classification

Risk classification is based on type of fund.



Allocation

| | |
|--------------|--------------|
| Equity | : 80 - 100 % |
| Money Market | : 0 - 20 % |

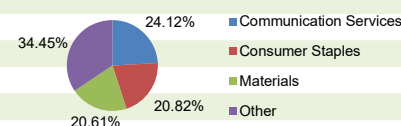
Portfolio

| | |
|--------------|----------|
| Equity | : 82.03% |
| Money Market | : 17.97% |

Top 5 Holdings

| | |
|---|----------------------------|
| 1 | Telkom Indonesia Persero |
| 2 | Elang Mahkota Teknologi |
| 3 | Merdeka Copper Gold |
| 4 | United Tractors |
| 5 | Indofood CBP Sukses Makmur |

Sector Allocation ⁽³⁾



Fund Performance

| Performance in IDR per (30/07/21) | | | | | | | | |
|-----------------------------------|--------|--------|--------|--------|------|---------------------|---------------------|--------------------------------|
| | 1 mo | 3 mo | 6 mo | YTD | 1 yr | 3 yr ⁽¹⁾ | 5 yr ⁽¹⁾ | Since Inception ⁽¹⁾ |
| MDEOS USD | -0.40% | -4.39% | -7.50% | -9.98% | n/a | n/a | n/a | 18.21% |
| BM ⁽²⁾ | 2.24% | -0.87% | -0.75% | -3.05% | n/a | n/a | n/a | 17.68% |

| Yearly Performance | | | | | | | | |
|--------------------|------|------|------|------|------|------|------|------|
| | 2020 | 2019 | 2018 | 2017 | 2016 | 2015 | 2014 | 2013 |
| MDEOS USD | n/a | n/a | n/a | n/a | n/a | n/a | n/a | n/a |
| BM ⁽²⁾ | n/a | n/a | n/a | n/a | n/a | n/a | n/a | n/a |

Note

- Annualized (1 year = 365 days) and using compound method (for products that have been more than one year old since inception).
- The benchmark is 80% Indeks Saham Syariah Indonesia + 20% net after tax of average 3-month mudharabah deposit's revenue sharing in USD terms.
- Based on GICS (Global Industrials Classification Standard).
- The Net Asset Value / Unit has calculated the costs, including fees related to transaction and transaction settlement as well as administration and recording.

Investment Manager Commentary

Despite the challenges, Indonesia's equity market strengthened in July and net foreign inflow came in at IDR975.92 billion. It was supported by the top gainers: technology sector and consumer cyclicals. Indonesia macro indicators continued showing recovery. GDP growth for 2Q21 came in at +7.07% YoY mainly because of low-base effect and strong exports, while domestic consumption, investment and government spending have improved. Minister of Finance announced lower preliminary estimate of GDP growth this year to 3.7%-4.5%, from 4.5%-5.3% previously. Rupiah strengthened 0.26% toward USD. Portfolio allocation in consumer discretionary and health care contributed positive attribution, meanwhile allocation in real estate and communication services contributed negative attribution to performance.

Disclaimer: This report is prepared by PT Asuransi Jiwa Manulife Indonesia only for information purposes and not to be used as a sales offering or proposal. Although this report has been prepared meticulously, PT Asuransi Jiwa Manulife Indonesia does not guarantee its accuracy, sufficiency or completeness, and is not responsible for any consequences arising from any actions which are based on the information stated herein. Investments in capital market instruments are subject to various risks which include, but not limited to, market risk, credit risk, interest rate risk, exchange rate risk (particularly in Fund which has allocation in offshore investment instruments in different currencies than the Fund's currency), liquidity risk and other risks which could result in performance volatility. Therefore, the performance of this Fund is not guaranteed, the unit price of each Fund may go up or down and past performance does not necessarily indicative of future performance.

Manulife Indonesia

Established in 1985, PT Asuransi Jiwa Manulife Indonesia (Manulife Indonesia) is part of Manulife Financial Corporation Group, a Canadian financial services group that operates in Asia, Canada and the United States. Manulife Indonesia offers a wide range of financial services, including life insurance, accident and health insurance, investment and pension plans to individual customers and group clients in Indonesia. Through a network of more than 9,000 employees and professional agents spread across 26 sales offices, Manulife Indonesia serves more than 2 million customers in Indonesia.

PT Asuransi Jiwa Manulife Indonesia is registered and supervised by the Otoritas Jasa Keuangan (OJK). To learn more about Manulife Indonesia, follow us on Facebook, Twitter, Instagram, YouTube, or visit www.manulife.co.id.