

MANULIFE DANA EKUITAS OPTIMA SYARIAH

APR 2021

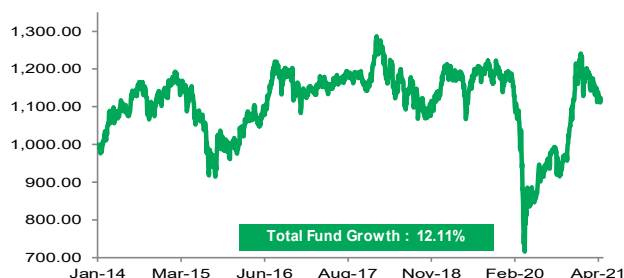
Investment Objective

To provide selected financial investments in accordance with the Syariah Islam principles on various instruments that have been chosen and approved by the Syariah Supervisory Board to suit the values and teachings of Islam.

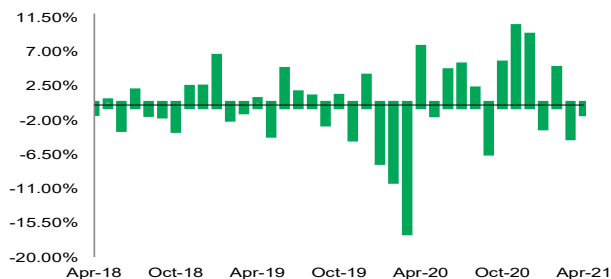
Fund Information

| | |
|------------------------------------|----------------------|
| Inception Date | : 13 Jan 14 |
| Fund Size | : Rp 220.993 bn |
| Fund Currency | : IDR |
| Type of fund | : Equity |
| Valuation | : Daily |
| Custodian Bank | : Bank DBS Indonesia |
| Annual Management Fee | : 2.50% |
| Net Asset Value/Unit ⁴⁾ | : IDR 1,120.84 |
| Bloomberg Code | : MANDEOS IJ |

Performance Since Inception

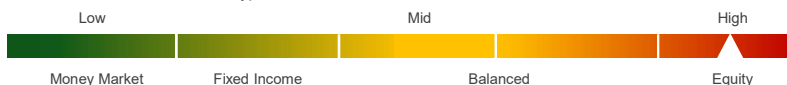


Monthly Performance Last 3 Years



Risk Classification

Risk classification is based on type of fund.



Allocation

| | |
|--------------|--------------|
| Equity | : 80 - 100 % |
| Money Market | : 0 - 20 % |

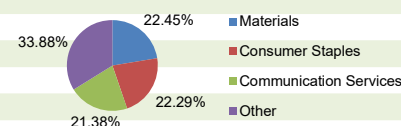
Portfolio

| | |
|--------------|----------|
| Equity | : 82.93% |
| Money Market | : 17.07% |

Top 5 Holdings

- 1 Telkom Indonesia Persero
- 2 Unilever Indonesia
- 3 Chandra Asri Petrochemical
- 4 United Tractors
- 5 Elang Mahkota Teknologi

Sector Allocation ³⁾



Fund Performance

| Performance in IDR per (30/04/21) | | | | | | | | |
|-----------------------------------|--------|--------|--------|--------|--------|--------------------|--------------------|-------------------------------|
| | 1 mo | 3 mo | 6 mo | YTD | 1 yr | 3 yr ¹⁾ | 5 yr ¹⁾ | Since Inception ¹⁾ |
| MDEOS | -0.93% | -0.64% | 15.77% | -3.42% | 26.35% | -1.19% | 0.83% | 1.58% |
| BM ²⁾ | 0.16% | 2.46% | 14.41% | 0.10% | 18.42% | 0.37% | 2.79% | 3.02% |

| Yearly Performance | | | | | | | | |
|--------------------|--------|-------|--------|-------|--------|---------|------|------|
| | 2020 | 2019 | 2018 | 2017 | 2016 | 2015 | 2014 | 2013 |
| MDEOS | -2.14% | 4.60% | -4.47% | 4.11% | 12.76% | -11.67% | n/a | n/a |
| BM ²⁾ | -3.29% | 2.44% | -1.62% | 8.95% | 15.53% | -10.52% | n/a | n/a |

Note

- 1) Annualized (1 year = 365 days) and using compound method (for products that have been more than one year old since inception).
- 2) The benchmark is 80% Indeks Saham Syariah Indonesia + 20% net after tax of average 3-month mudharabah deposit's revenue sharing.
- 3) Based on GICS (Global Industrials Classification Standard).
- 4) The Net Asset Value / Unit has calculated the costs, including fees related to transaction and transaction settlement as well as administration and recording.

Investment Manager Commentary

Indonesia equity market was volatile in April due to concern of rising COVID-19 cases in Asia that affect risk appetite towards Asia equity markets. On the positive note, US Treasury yield has shown stabilization at 1.5 - 1.6% that provide relief for the markets. US Treasury stabilized following various commentary from The Fed that emphasized monetary policy will remain accommodative. On the domestic front, recovery continues apace with Q1-2021 GDP at -0.7% YoY, improved from -2.2% in Q4-2020. Several economic data such as property, car, cement sales, and manufacturing activity shows improvement in March - April period as the government introduced tax incentive for property and automotive sectors. These recovery strengthen the case for stronger recovery in Q2-2021. Foreign investor posted net sell of IDR3.5 trillion in the equity market, while Rupiah appreciated 0.5% in April to IDR14,445 per USD. Portfolio allocation in real estate and IT contributed positive attribution, meanwhile allocation in energy and financials contributed negative attribution to performance.

Disclaimer: This report is prepared by PT Asuransi Jiwa Manulife Indonesia only for information purposes and not to be used as a sales offering or proposal. Although this report has been prepared meticulously, PT Asuransi Jiwa Manulife Indonesia does not guarantee its accuracy, sufficiency or completeness, and is not responsible for any consequences arising from any actions which are based on the information stated herein. Investments in capital market instruments are subject to various risks which include, but not limited to, market risk, credit risk, interest rate risk, exchange rate risk (particularly in Fund which has allocation in offshore investment instruments in different currencies than the Fund's currency), liquidity risk and other risks which could result in performance volatility. Therefore, the performance of this Fund is not guaranteed, the unit price of each Fund may go up or down and past performance does not necessarily indicative of future performance.

Manulife Indonesia

Established in 1985, PT Asuransi Jiwa Manulife Indonesia (Manulife Indonesia) is part of Manulife Financial Corporation Group, a Canadian financial services group that operates in Asia, Canada and the United States. Manulife Indonesia offers a wide range of financial services, including life insurance, accident and health insurance, investment and pension plans to individual customers and group clients in Indonesia. Through a network of more than 9,000 employees and professional agents spread across 26 sales offices, Manulife Indonesia serves more than 2 million customers in Indonesia.

PT Asuransi Jiwa Manulife Indonesia is registered and supervised by the Otoritas Jasa Keuangan (OJK). To learn more about Manulife Indonesia, follow us on Facebook, Twitter, Instagram, YouTube, or visit www.manulife.co.id.