

MANULIFE DANA EKUITAS TEKNOLOGI GLOBAL DOLAR

APR 2021

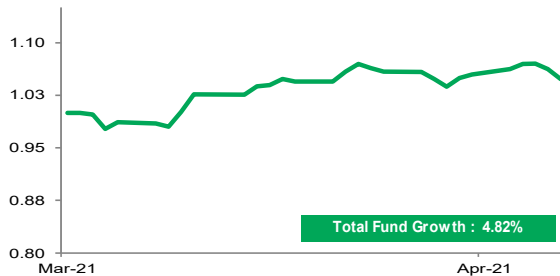
Investment Objective

To achieve long term capital growth by investing mainly in equity securities of companies whose predominant economic activity is in the technology sector, onshore and/or offshore, directly and/or through mutual fund(s).

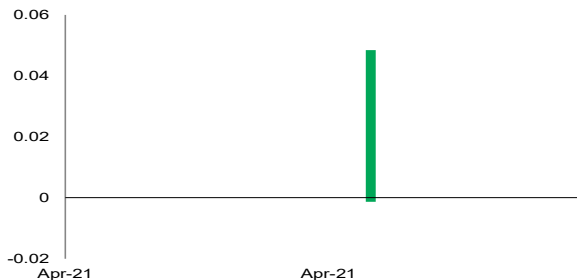
Fund Information

Inception Date	:	22 Mar 21
Fund Size	:	USD 21,721,349.04
Fund Currency	:	USD
Type of fund	:	Equity
Valuation	:	Daily
Custodian Bank	:	Bank DBS Indonesia
Annual Management Fee	:	2.50%
Net Asset Value/Unit ³⁾	:	USD 1.0482
Bloomberg Code	:	MATGDMU IJ

Performance Since Inception

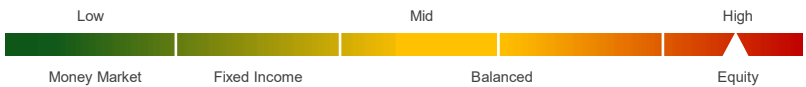


Monthly Performance Last 3 Years



Risk Classification

Risk classification is based on type of fund.



Allocation

Equity	:	80 - 100 %
Money Market	:	0 - 20 %

Portfolio

Equity Onshore	:	0.00%
Equity Offshore	:	93.98%
Money Market	:	6.02%

Top 5 Holdings

1 BlackRock World Technology Fund D2 USD

Fund Performance

Performance in USD per (30/04/21)								
	1 mo	3 mo	6 mo	YTD	1 yr	3 yr ¹⁾	5 yr ¹⁾	Since Inception ¹⁾
MANTEK	4.70%	n/a	n/a	n/a	n/a	n/a	n/a	4.82%
BM ²⁾	5.30%	n/a	n/a	n/a	n/a	n/a	n/a	4.77%
Yearly Performance								
	2020	2019	2018	2017	2016	2015	2014	2013
MANTEK	n/a	n/a	n/a	n/a	n/a	n/a	n/a	n/a
BM ²⁾	n/a	n/a	n/a	n/a	n/a	n/a	n/a	n/a

Note

- 1) Annualized (1 year = 365 days) and using compound method (for products that have been more than one year old since inception).
- 2) The benchmark is MSCI All Country World Information Technology Index.
- 3) The Net Asset Value / Unit has calculated the costs, including fees related to transaction and transaction settlement as well as administration and recording.

Investment Manager Commentary

Global technology sector posted positive performance in April. Market sentiment improved as US Treasury yield stabilized from 1.70% to 1.54% as a result from continuous Fed communication that monetary policy remain accommodative. US Treasury stabilization triggered risk-on environment and supported 'growth stocks' such as technology sector. The market also cheered on positive vaccination process and lower Covid-19 cases in developed markets.

Disclaimer: This report is prepared by PT Asuransi Jiwa Manulife Indonesia only for information purposes and not to be used as a sales offering or proposal. Although this report has been prepared meticulously, PT Asuransi Jiwa Manulife Indonesia does not guarantee its accuracy, sufficiency or completeness, and is not responsible for any consequences arising from any actions which are based on the information stated herein. Investments in capital market instruments are subject to various risks which include, but not limited to, market risk, credit risk, interest rate risk, exchange rate risk (particularly in Fund which has allocation in offshore investment instruments in different currencies than the Fund's currency), liquidity risk and other risks which could result in performance volatility. Therefore, the performance of this Fund is not guaranteed, the unit price of each Fund may go up or down and past performance does not necessarily indicative of future performance.

Manulife Indonesia

Established in 1985, PT Asuransi Jiwa Manulife Indonesia (Manulife Indonesia) is part of Manulife Financial Corporation Group, a Canadian financial services group that operates in Asia, Canada and the United States. Manulife Indonesia offers a wide range of financial services, including life insurance, accident and health insurance, investment and pension plans to individual customers and group clients in Indonesia. Through a network of more than 9,000 employees and professional agents spread across 26 sales offices, Manulife Indonesia serves more than 2 million customers in Indonesia.

PT Asuransi Jiwa Manulife Indonesia is registered and supervised by the Otoritas Jasa Keuangan (OJK). To learn more about Manulife Indonesia, follow us on Facebook, Twitter, Instagram, YouTube, or visit

