

MANULIFE PENDAPATAN TETAP DOLLAR

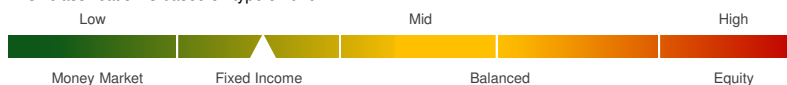
FEBRUARY 2020

Investment Objective

To provide a steady stream of income and currency diversification mainly through US Dollar fixed income instruments.

Risk Classification

Risk classification is based on type of fund.



Fund Information

Inception Date	: 8 Jun 04
Fund Size	: USD 51,779,219.23
Fund Currency	: USD
Type of fund	: Fixed Income
Valuation	: Daily
Custodian Bank	: Standard Chartered Bank
Annual Management Fee	: 2.00%
Net Asset Value/Unit ⁽⁴⁾	: USD 1.5295
Bloomberg Code	: MANLIDO IJ

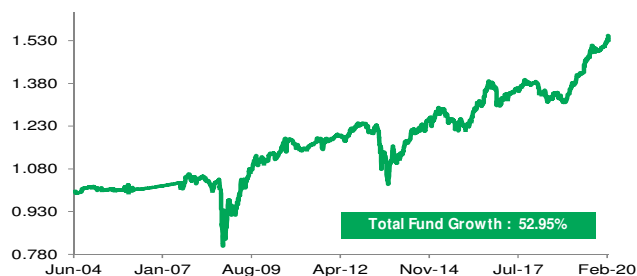
Allocation

Bond	: 80 - 100 %
Money Market	: 0 - 20 %

Portfolio

Government Bond	: 87.11%
Money Market	: 12.89%

Performance Since Inception



Top 5 Holdings

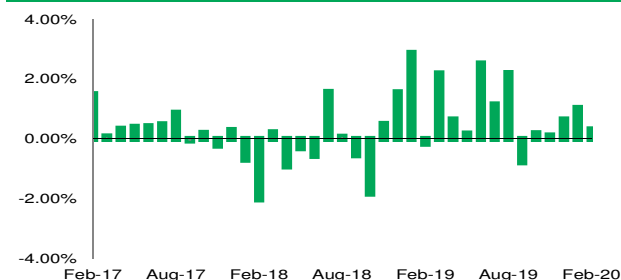
- 1 INDON 29
- 2 INDON 26
- 3 INDOIS 26
- 4 INDON 29 N
- 5 INDOIS 29

Fund Performance

Performance in USD per (28/02/20)								
	1 mo	3 mo	6 mo	YTD	1 yr	3 yr ⁽¹⁾	5 yr ⁽¹⁾	Since Inception ⁽¹⁾
MPTD	0.33%	2.04%	1.56%	1.37%	10.95%	4.40%	3.40%	2.74%
BM ⁽²⁾	0.55%	2.79%	2.88%	1.69%	13.26%	6.34%	5.53%	2.98%

Yearly Performance							
	2019	2018	2017	2016	2015	2014	2013
MPTD	12.43%	5.73%	6.16%	-1.30%	10.32%	-8.66%	4.46%
BM ⁽²⁾	14.69%	8.42%	8.96%	0.98%	10.99%	0.04%	0.10%

Monthly Performance Last 3 Years



Note

- 1) Annualized (1 year = 365 days) and using compound method (for products that have been more than one year old since inception).
- 2) The benchmark is the yield of USD Indonesia Government Bond with 7-years tenor (effective from 1 Feb 2014).
- 3) The Net Asset Value / Unit has calculated the costs, including fees related to transaction and transaction settlement as well as administration and recording.

Investment Manager Commentary

Market panic due to the spread of Corona virus outside China triggered investor to move to safe haven asset such as US Treasury, Yen and gold. Indonesia's good economic fundamental and US Treasury yields that hit record low support INDON bonds. Ten year US Treasury yields down 36 basis points to 1.14%. In February portfolio recorded lower performance compared to benchmark.

Disclaimer: This report is prepared by PT Asuransi Jiwa Manulife Indonesia only for information purposes and not to be used as a sales offering or proposal. Although this report has been prepared meticulously, PT Asuransi Jiwa Manulife Indonesia does not guarantee its accuracy, sufficiency or completeness, and is not responsible for any consequences arising from any actions which are based on the information stated herein. Investments in capital market instruments are subject to various risks which include, but not limited to, market risk, credit risk, interest rate risk, exchange rate risk (particularly in Fund which has allocation in offshore investment instruments in different currencies than the Fund's currency), liquidity risk and other risks which could result in performance volatility. Therefore, the performance of this Fund is not guaranteed, the unit price of each Fund may go up or down and past performance does not necessarily indicative of future performance.

Manulife Indonesia

Established in 1985, PT Asuransi Jiwa Manulife Indonesia (Manulife Indonesia) is part of Manulife Financial Corporation Group, a Canadian financial services group that operates in Asia, Canada and the United States. Manulife Indonesia offers a wide range of financial services, including life insurance, accident and health insurance, investment and pension plans to individual customers and group clients in Indonesia. Through a network of more than 9,000 employees and professional agents spread across 25 sales offices, Manulife Indonesia serves more than 2.5 million customers in Indonesia.

PT Asuransi Jiwa Manulife Indonesia is registered and supervised by the Otoritas Jasa Keuangan (OJK). To learn more about Manulife Indonesia, follow us on Facebook, Twitter, Instagram, YouTube, or visit www.manulife.co.id.

