

GSP DANA PASAR UANG US DOLLAR (GSPDPUUSD)*

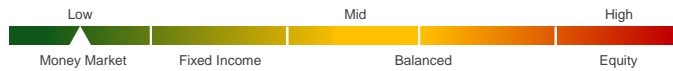
JUL 2024

Investment Objective

To provide a steady stream of income and currency diversification through US Dollar money market instruments.

Risk Classification

Risk classification is based on type of fund.



Fund Information

Inception Date	:	19 Sep 05
Inception Price	:	IDR 1,000.00
Fund Size	:	IDR 35.35 bn
Number of unit	:	15,999,351.20
Net Asset Value/Unit ³⁾	:	IDR 2,209.66
Fund Currency	:	IDR
Type of fund	:	Money Market
Valuation	:	Daily
Custodian Bank	:	Citibank, NA
Fund Manager	:	PT Asuransi Jiwa Manulife Indonesia

Investment Allocation

Money Market	:	100%
--------------	---	------

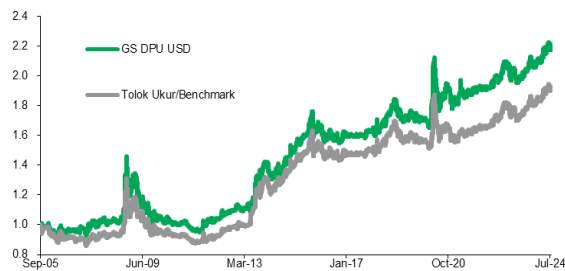
Portfolio per (31/07/24)

Money Market	:	100.00%
--------------	---	---------

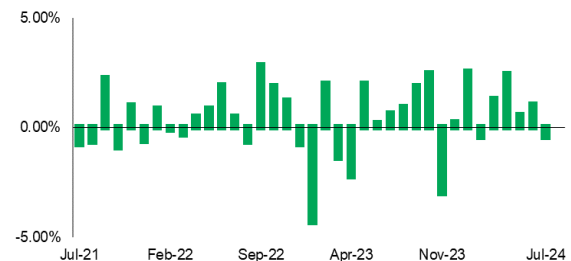
Note

- 1) Annualized and using compound method (for products more than one year since inception).
 - 2) Benchmark: Net after tax of average 3-months USD time deposit's interest rates.
 - 3) The Net Asset Value / Unit has calculated the costs, including fees related to transaction and transaction settlement as well as administration and recording.
- *) Fund name effective starting 9 May 2022, previously GSP DANA US DOLLAR (GSPDUSD).

Performance Since Inception

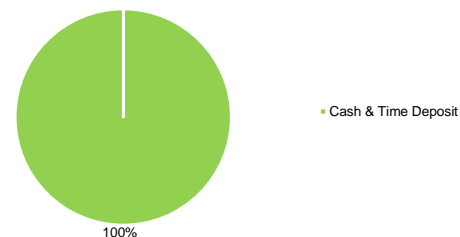


Monthly Performance Last 3 Years



Top Holdings* & Asset Allocation

Time Deposit - Bank CIMB Niaga
Time Deposit - Bank CTBC Indonesia
Time Deposit - Bank Danamon
Time Deposit - Bank Maybank Indonesia
Time Deposit - Bank Mega
Time Deposit - Bank OCBC-NISP
Time Deposit - Bank UOB Indonesia



*Non Affiliates

Fund Statistic

Performance in IDR per (31/07/24)							
	1 mo	3 mo	6 mo	YTD	1 yr	3 yr ¹⁾	5 yr ¹⁾
GSPDPUUSD	-0.42%	1.18%	4.50%	7.14%	9.77%	5.36%	5.23%
Bm ²⁾	-0.56%	0.43%	3.87%	6.44%	9.41%	5.79%	4.17%

¹⁾ year = 365 days

Yearly Performance								
	2024-YTD	2023	2022	2021	2020	2019	2018	2017
GSPDPUUSD	7.14%	9.77%	8.95%	4.09%	7.98%	-3.68%	8.19%	1.10%
Bm ²⁾	6.44%	9.41%	10.08%	4.15%	1.66%	-3.98%	7.77%	0.83%

Disclaimer: This report is prepared by PT Asuransi Jiwa Manulife Indonesia only for information purposes and not to be used as a sales offering or proposal. Although this report has been prepared meticulously, PT Asuransi Jiwa Manulife Indonesia does not guarantee its accuracy, sufficiency or completeness, and is not responsible for any consequences arising from any actions which are based on the information stated herein. Investments in capital market instruments are subject to various risks which include, but not limited to, market risk, credit risk, interest rate risk, exchange rate risk (particularly in Fund which has allocation in offshore investment instruments in different currencies than the Fund's currency), liquidity risk and other risks which could result in performance volatility. Therefore, the performance of this Fund is not guaranteed, the unit price of each Fund may go up or down and past performance does not necessarily indicative of future performance.

Manulife Indonesia

Established in 1985, PT Asuransi Jiwa Manulife Indonesia (Manulife Indonesia) is part of Manulife Financial Corporation Group, a Canadian financial services group that operates in Asia, Canada and the United States. Manulife Indonesia offers a wide range of financial services, including life insurance, accident and health insurance, investment and pension plans to individual customers and group clients in Indonesia. Through a network of almost 11,000 employees and professional agents spread across more than 30 sales offices, Manulife Indonesia serves around 2 million customers in Indonesia. PT Asuransi Jiwa Manulife Indonesia are licensed and supervised by the Otoritas Jasa Keuangan (OJK). To learn more about Manulife Indonesia, follow us on Facebook, Twitter, Instagram, YouTube, or visit www.manulife.co.id.