

GSP DANA BERIMBANG (GSPDB)*

JAN 2024

Investment Objective

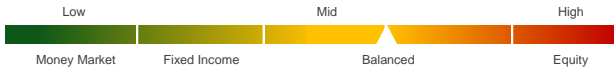
To provide capital growth and a steady stream of income by investing in diversified portfolio of money market, fixed income securities including sovereign and state-backed obligations, and publicly listed Indonesian equities

Fund Information

| | |
|------------------------------------|--|
| Inception Date | : 5 Sep 05 |
| Inception Price | : IDR 1,000.00 |
| Fund Size | : IDR 421.14 bn |
| Number of unit | : 60,665,792.70 |
| Net Asset Value/Unit ³⁾ | : IDR 7,028.29 |
| Fund Currency | : IDR |
| Type of fund | : Balanced |
| Valuation | : Daily |
| Custodian Bank | : Citibank, NA |
| Fund Manager | : PT Manulife Aset Manajemen Indonesia |

Risk Classification

Risk classification is based on type of fund.



Investment Allocation

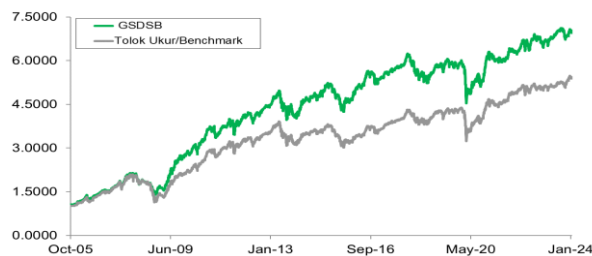
| | | | |
|--------------|------------|-----------------|----------|
| Equity | : 0 - 75 % | Equity | : 54.44% |
| Bond | : 0 - 60 % | Government Bond | : 40.04% |
| Money Market | : 0 - 50 % | Corporate Bond | : 1.97% |
| | | Money Market | : 3.55% |

Portfolio per (31/01/24)

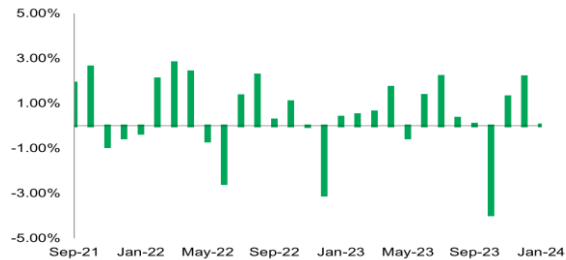
Note

- 1) Annualized and using compound method (for products more than one year since inception).
 - 2) Benchmark: 60% IHSG + 40% BINDO Index.
 - 3) The Net Asset Value / Unit has calculated the costs, including fees related to transaction and transaction settlement as well as administration and recording.
- *) Fund name effective starting 9 May 2022, previously GSP DANA SAHAM BERIMBANG (GSPDSB).

Performance Since Inception



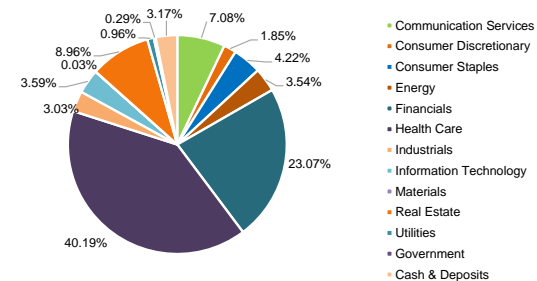
Monthly Performance Last 3 Years



Top Holdings* & Sector Allocation

| | |
|--|---|
| Time Deposit - Bank BTN | Stock - Mitra Adiperkasa Tbk PT |
| Stock - AKR Corporindo Tbk PT | Stock - Mitra Keluarga Karyasehat Tbk PT |
| Stock - Amman Mineral Internasional PT | Stock - Sumber Alfaria Trijaya Tbk PT |
| Stock - Astra International Tbk PT | Stock - Telkom Indonesia Persero Tbk PT |
| Stock - Bank Central Asia Tbk PT | Stock - United Tractors Tbk PT |
| Stock - Bank Mandiri Persero Tbk PT | Stock - Vale Indonesia Tbk PT |
| Stock - Bank Negara Indonesia Persero Tbk PT | Obligasi Berkelanjutan I Bussan Auto Finance V 2022 |
| Stock - Bank Rakyat Indonesia Persero Tbk PT | Obligasi Negara Republik Indonesia Seri FR0072 |
| Stock - Barito Pacific Tbk PT | Obligasi Negara Republik Indonesia Seri FR0073 |
| Stock - Chandra Asri Petrochemical Tbk PT | Obligasi Negara Republik Indonesia Seri FR0081 |
| Stock - Indah Kiat Pulp & Paper Tbk PT | Obligasi Negara Republik Indonesia Seri FR0087 |
| Stock - Indosat Tbk PT | Obligasi Negara Republik Indonesia Seri FR0096 |
| Stock - Kalbe Farma Tbk PT | Obligasi Negara Republik Indonesia Seri FR0098 |
| Stock - Medco Energi Internasional Tbk PT | Obligasi Negara RI Seri FR0045 |
| Stock - Medikalka Hermina Tbk PT | |

*Non Affiliates



Fund Statistic

| | Performance in IDR per (31/01/24) | | | | | | | |
|------------------|-----------------------------------|-------|--------|--------|-------|--------------------|--------------------|-------------------------------|
| | 1 mo | 3 mo | 6 mo | YTD | 1 yr | 3 yr ¹⁾ | 5 yr ¹⁾ | Since Inception ¹⁾ |
| GSPDB | 0.04% | 3.54% | -0.15% | 0.04% | 5.79% | 5.28% | 3.89% | 11.17% |
| Bm ²⁾ | -0.32% | 5.92% | 3.11% | -0.32% | 6.34% | 6.95% | 5.08% | 9.61% |

¹⁾ year = 365 days

| | Yearly Performance | | | | | | | |
|------------------|--------------------|-------|-------|-------|-------|-------|--------|--------|
| | 2024-YTD | 2023 | 2022 | 2021 | 2020 | 2019 | 2018 | 2017 |
| GSPDB | 0.04% | 6.16% | 5.44% | 3.56% | 2.18% | 6.30% | -7.31% | 12.39% |
| Bm ²⁾ | -0.32% | 7.27% | 4.06% | 8.22% | 2.83% | 6.71% | -2.39% | 18.00% |

Disclaimer: This report is prepared by PT Asuransi Jiwa Manulife Indonesia only for information purposes and not to be used as a sales offering or proposal. Although this report has been prepared meticulously, PT Asuransi Jiwa Manulife Indonesia does not guarantee its accuracy, sufficiency or completeness, and is not responsible for any consequences arising from any actions which are based on the information stated herein. Investments in capital market instruments are subject to various risks which include, but not limited to, market risk, credit risk, interest rate risk, exchange rate risk (particularly in Fund which has allocation in offshore investment instruments in different currencies than the Fund's currency), liquidity risk and other risks which could result in performance volatility. Therefore, the performance of this Fund is not guaranteed, the unit price of each Fund may go up or down and past performance does not necessarily indicative of future performance.

Manulife Indonesia

Established in 1985, PT Asuransi Jiwa Manulife Indonesia (Manulife Indonesia) is part of Manulife Financial Corporation Group, a Canadian financial services group that operates in Asia, Canada and the United States. Manulife Indonesia offers a wide range of financial services, including life insurance, accident and health insurance, investment and pension plans to individual customers and group clients in Indonesia. Through a network of almost 11,000 employees and professional agents spread across more than 30 sales offices, Manulife Indonesia serves around 2 million customers in Indonesia.

PT Asuransi Jiwa Manulife Indonesia are licensed and supervised by the Otoritas Jasa Keuangan (OJK). To learn more about Manulife Indonesia, follow us on Facebook, Twitter, Instagram, YouTube, or visit www.manulife.co.id.