

GSP DANA BERIMBANG (GSPDB)*

APR 2024

Investment Objective

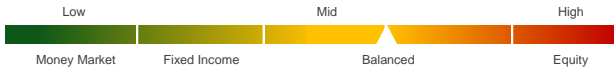
To provide capital growth and a steady stream of income by investing in diversified portfolio of money market, fixed income securities including sovereign and state-backed obligations, and publicly listed Indonesian equities

Fund Information

Inception Date	: 5 Sep 05
Inception Price	: IDR 1,000.00
Fund Size	: IDR 405.72 bn
Number of unit	: 88,590,026.19
Net Asset Value/Unit ³⁾	: IDR 7,012.47
Fund Currency	: IDR
Type of fund	: Balanced
Valuation	: Daily
Custodian Bank	: Citibank, NA
Fund Manager	: PT Manulife Aset Manajemen Indonesia

Risk Classification

Risk classification is based on type of fund.



Investment Allocation

Equity	: 0 - 75 %
Bond	: 0 - 60 %
Money Market	: 0 - 50 %

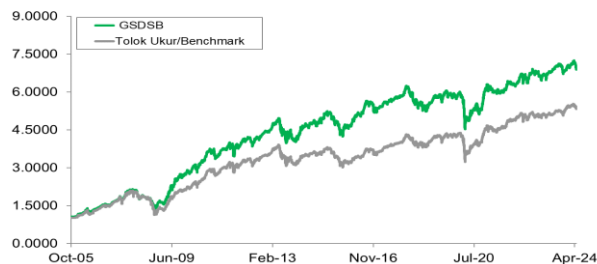
Portfolio per (30/04/24)

Equity	: 54.73%
Government Bond	: 36.87%
Corporate Bond	: 3.39%
Money Market	: 5.01%

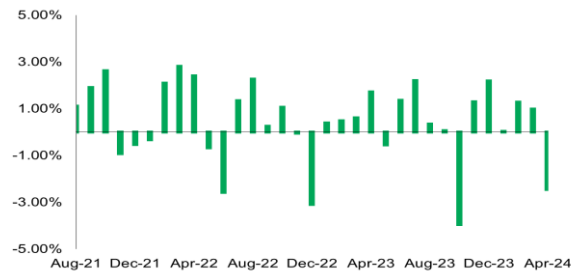
Note

- 1) Annualized and using compound method (for products more than one year since inception).
 - 2) Benchmark: 60% IHSG + 40% BINDO Index.
 - 3) The Net Asset Value / Unit has calculated the costs, including fees related to transaction and transaction settlement as well as administration and recording.
- * Fund name effective starting 9 May 2022, previously GSP DANA SAHAM BERIMBANG (GSPDSB).

Performance Since Inception



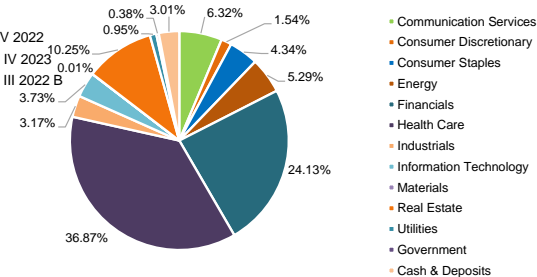
Monthly Performance Last 3 Years



Top Holdings* & Sector Allocation

Time Deposit - Bank BTN
Time Deposit - Bank CIMB Niaga
Stock - AKR Corporindo Tbk PT
Stock - Amman Mineral Internasional PT
Stock - Astra International Tbk PT
Stock - Bank Central Asia Tbk PT
Stock - Bank Mandiri Persero Tbk PT
Stock - Bank Negara Indonesia Persero Tbk PT
Stock - Bank Rakyat Indonesia Persero Tbk PT
Stock - Barito Pacific Tbk PT
Stock - Chandra Asri Pacific Tbk PT
Stock - Indosat Tbk PT
Stock - Kalbe Farma Tbk PT
Stock - Medikaloka Hermina Tbk PT
Stock - Mitra Keluarga Karyasehat Tbk PT

Stock - Sumber Alfaria Trijaya Tbk PT
Stock - Telkom Indonesia Persero Tbk PT
Stock - United Tractors Tbk PT
Obligasi Berkelanjutan I Bussan Auto Finance Tahap V 2022
Obligasi Berkelanjutan II Bussan Auto Finance Tahap IV 2023
Obligasi Berkelanjutan IV Medco Energi Internasional III 2022 B
Obligasi Negara Republik Indonesia Seri FR0075
Obligasi Negara Republik Indonesia Seri FR0081
Obligasi Negara Republik Indonesia Seri FR0097
Obligasi Negara Republik Indonesia Seri FR0098
Obligasi Negara Republik Indonesia Seri FR0100
Obligasi Negara RI Seri FR0045



*Non Affiliates

Fund Statistic

Performance in IDR per (30/04/24)								
	1 mo	3 mo	6 mo	YTD	1 yr	3 yr ¹⁾	5 yr ¹⁾	Since Inception ¹⁾
GSPDB	-2.45%	-0.23%	3.30%	-0.19%	2.64%	5.11%	3.49%	11.00%
Bm ²⁾	-1.00%	-0.03%	5.88%	-0.35%	4.76%	6.43%	4.92%	9.48%

¹⁾ year = 365 days

Yearly Performance								
	2024-YTD	2023	2022	2021	2020	2019	2018	2017
GSPDB	-0.19%	6.16%	5.44%	3.56%	2.18%	6.30%	-7.31%	12.39%
Bm ²⁾	-0.35%	7.27%	4.06%	8.22%	2.83%	6.71%	-2.39%	18.00%

Disclaimer: This report is prepared by PT Asuransi Jiwa Manulife Indonesia only for information purposes and not to be used as a sales offering or proposal. Although this report has been prepared meticulously, PT Asuransi Jiwa Manulife Indonesia does not guarantee its accuracy, sufficiency or completeness, and is not responsible for any consequences arising from any actions which are based on the information stated herein. Investments in capital market instruments are subject to various risks which include, but not limited to, market risk, credit risk, interest rate risk, exchange rate risk (particularly in Fund which has allocation in offshore investment instruments in different currencies than the Fund's currency), liquidity risk and other risks which could result in performance volatility. Therefore, the performance of this Fund is not guaranteed, the unit price of each Fund may go up or down and past performance does not necessarily indicative of future performance.

Manulife Indonesia

Established in 1985, PT Asuransi Jiwa Manulife Indonesia (Manulife Indonesia) is part of Manulife Financial Corporation Group, a Canadian financial services group that operates in Asia, Canada and the United States. Manulife Indonesia offers a wide range of financial services, including life insurance, accident and health insurance, investment and pension plans to individual customers and group clients in Indonesia. Through a network of almost 11,000 employees and professional agents spread across more than 30 sales offices, Manulife Indonesia serves around 2 million customers in Indonesia. PT Asuransi Jiwa Manulife Indonesia are licensed and supervised by the Otoritas Jasa Keuangan (OJK). To learn more about Manulife Indonesia, follow us on Facebook, Twitter, Instagram, YouTube, or visit www.manulife.co.id.