

GSP DANA BERIMBANG (GSPDB)*

MAY 2023

Investment Objective

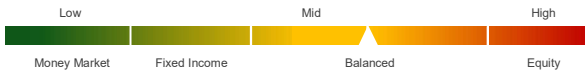
To provide capital growth and a steady stream of income by investing in diversified portfolio of money market, fixed income securities including sovereign and state-backed obligations, and publicly listed Indonesian equities

Fund Information

Inception Date	: 5 Sep 05
Inception Price	: IDR 1,000.00
Fund Size	: IDR 411.95 bn
Number of unit	: 60,620,362.14
Net Asset Value/Unit ³⁾	: IDR 6,795.30
Fund Currency	: IDR
Type of fund	: Balanced
Valuation	: Daily
Custodian Bank	: Citibank, NA
Fund Manager	: PT Manulife Aset Manajemen Indonesia

Risk Classification

Risk classification is based on type of fund.



Investment Allocation

Equity	: 0 - 75 %
Bond	: 0 - 60 %
Money Market	: 0 - 50 %

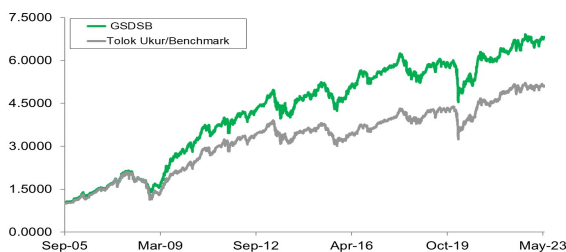
Portfolio per (31/05/23)

Equity	: 55.36%
Government Bond	: 33.81%
Corporate Bond	: 1.93%
Money Market	: 8.89%

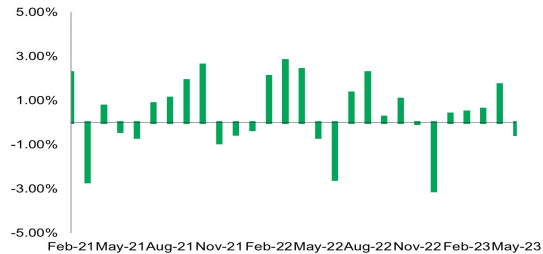
Note

- 1) Annualized and using compound method (for products more than one year since inception).
 - 2) Benchmark: 60% IHSG + 40% BINDO Index.
 - 3) The Net Asset Value / Unit has calculated the costs, including fees related to transaction and transaction settlement as well as administration and recording.
- * Fund name effective starting 9 May 2022, previously GSP DANA SAHAM BERIMBANG (GSPDSB).

Performance Since Inception



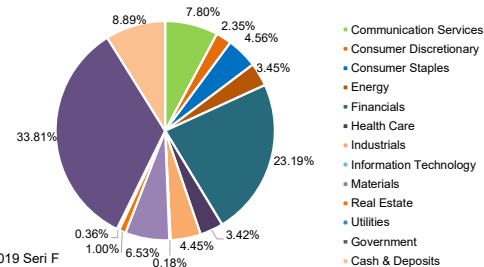
Monthly Performance Last 3 Years



Top Holdings* & Sector Allocation

Time Deposit - Bank BTN	Stock - M Cash Integrasi PT
Time Deposit - Bank CIMB Niaga Syariah	Stock - Medikalka Hermina Tbk PT
Stock - Adaro Energy Indonesia Tbk PT	Stock - Mitra Keluarga Karyasehat Tbk PT
Stock - AKR Corporindo Tbk PT	Stock - Sumber Alfaria Trijaya Tbk PT
Stock - Astra International Tbk PT	Stock - Telkom Indonesia Persero Tbk PT
Stock - Bank Central Asia Tbk PT	Stock - Vale Indonesia Tbk PT
Stock - Bank Mandiri Persero Tbk PT	Obligasi Negara Republik Indonesia Seri FR0071
Stock - Bank Negara Indonesia Persero Tbk PT	Obligasi Negara Republik Indonesia Seri FR0072
Stock - Bank Rakyat Indonesia Persero Tbk PT	Obligasi Negara Republik Indonesia Seri FR0073
Stock - Barito Pacific Tbk PT	Obligasi Negara Republik Indonesia Seri FR0081
Stock - Chandara Petrochemical Tbk PT	Obligasi Negara Republik Indonesia Seri FR0086
Stock - Charoen Pokphand Indonesia Tbk PT	Obligasi Negara Republik Indonesia Seri FR0089
Stock - GoTo Gojek Tokopedia Tbk PT	Obligasi Negara Republik Indonesia Seri FR0096
Stock - Indosat Tbk PT	Obligasi Berkelanjutan Indonesia Eximbank IV Tahap IV 2019 Seri F
Stock - Kalbe Farma Tbk PT	

*Non Affiliates



Fund Statistic

	Performance in IDR per (31/05/23)							
	1 mo	3 mo	6 mo	YTD	1 yr	3 yr ¹⁾	5 yr ¹⁾	Since Inception ¹⁾
GSPDB	-0.54%	1.79%	-0.49%	2.68%	1.75%	10.67%	3.81%	11.40%
Bm ²⁾	-1.70%	-0.25%	-1.17%	0.30%	-0.26%	10.98%	4.86%	9.60%

¹ year = 365 days

	Yearly Performance							
	2023-YTD	2022	2021	2020	2019	2018	2017	2016
GSPDB	2.68%	5.44%	3.56%	2.18%	6.30%	-7.31%	12.39%	14.34%
Bm ²⁾	0.30%	4.06%	8.22%	2.83%	6.71%	-2.39%	18.00%	14.18%

Disclaimer: This report is prepared by PT Asuransi Jiwa Manulife Indonesia only for information purposes and not to be used as a sales offering or proposal. Although this report has been prepared meticulously, PT Asuransi Jiwa Manulife Indonesia does not guarantee its accuracy, sufficiency or completeness, and is not responsible for any consequences arising from any actions which are based on the information stated herein. Investments in capital market instruments are subject to various risks which include, but not limited to, market risk, credit risk, interest rate risk, exchange rate risk (particularly in Fund which has allocation in offshore investment instruments in different currencies than the Fund's currency), liquidity risk and other risks which could result in performance volatility. Therefore, the performance of this Fund is not guaranteed, the unit price of each Fund may go up or down and past performance does not necessarily indicative of future performance.

Manulife Indonesia

Established in 1985, PT Asuransi Jiwa Manulife Indonesia (Manulife Indonesia) is part of Manulife Financial Corporation Group, a Canadian financial services group that operates in Asia, Canada and the United States. Manulife Indonesia offers a wide range of financial services, including life insurance, accident and health insurance, investment and pension plans to individual customers and group clients in Indonesia. Through a network of almost 11,000 employees and professional agents spread across more than 25 sales offices, Manulife Indonesia serves more than 2 million customers in Indonesia.

PT Asuransi Jiwa Manulife Indonesia are licensed and supervised by the Otoritas Jasa Keuangan (OJK). To learn more about Manulife Indonesia, follow us on Facebook, Twitter, Instagram, YouTube, or visit www.manulife.co.id.



www.manulife.co.id



Manulife Indonesia



@Manulife_ID



Manulife_ID



Manulife Indonesia