

GSP DANA BERIMBANG (GSPDB)*

MAR 2023

Investment Objective

To provide capital growth and a steady stream of income by investing in diversified portfolio of money market, fixed income securities including sovereign and state-backed obligations, and publicly listed Indonesian equities

Fund Information

Inception Date	: 5 Sep 05
Inception Price	: IDR 1,000.00
Fund Size	: IDR 407.19 bn
Number of unit	: 60,620,362.14
Net Asset Value/Unit ³⁾	: IDR 6,717.10
Fund Currency	: IDR
Type of fund	: Balanced
Valuation	: Daily
Custodian Bank	: Citibank, NA
Fund Manager	: PT Manulife Aset Manajemen Indonesia

Risk Classification

Risk classification is based on type of fund.

Low	Mid	High
Money Market	Fixed Income	Balanced
		Equity

Investment Allocation

Equity	: 0 - 75 %
Bond	: 0 - 60 %
Money Market	: 0 - 50 %

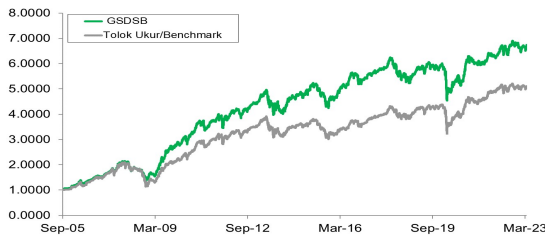
Portfolio per (31/03/23)

Equity	: 56.14%
Government Bond	: 31.84%
Corporate Bond	: 0.55%
Money Market	: 11.48%

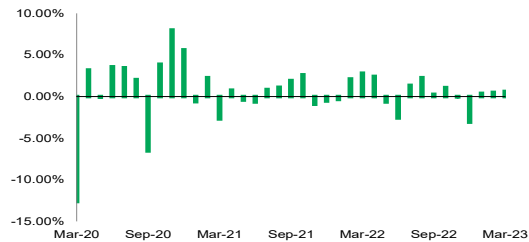
Note

- 1) Annualized and using compound method (for products more than one year since inception).
 - 2) Benchmark: 60% IHSG + 40% BINDO Index.
 - 3) The Net Asset Value / Unit has calculated the costs, including fees related to transaction and transaction settlement as well as administration and recording.
- *) Fund name effective starting 9 May 2022, previously GSP DANA SAHAM BERIMBANG (GSPDSB).

Performance Since Inception



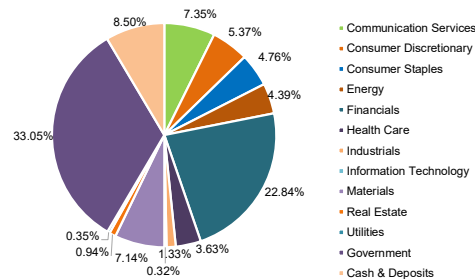
Monthly Performance Last 3 Years



Top Holdings* & Sector Allocation

Time Deposit - Bank CIMB Niaga	Stock - Merdeka Copper Gold Tbk PT
Time Deposit - Bank Mega	Stock - Mitra Keluarga Karyasehat Tbk PT
Stock - Adaro Energy Indonesia Tbk PT	Stock - Sumber Alfaria Trijaya Tbk PT
Stock - Aneka Tambang Tbk	Stock - Telkom Indonesia Persero Tbk PT
Stock - Astra International Tbk PT	Stock - Temas Tbk PT
Stock - Bank Central Asia Tbk PT	Stock - United Tractors Tbk PT
Stock - Bank Mandiri Persero Tbk PT	Stock - Vale Indonesia Tbk PT
Stock - Bank Negara Indonesia Persero Tbk PT	Obligasi Negara Republik Indonesia Seri FR0064
Stock - Bank Pan Indonesia Tbk PT	Obligasi Negara Republik Indonesia Seri FR0070
Stock - Bank Rakyat Indonesia Persero Tbk PT	Obligasi Negara Republik Indonesia Seri FR0071
Stock - Barito Pacific Tbk PT	Obligasi Negara Republik Indonesia Seri FR0072
Stock - Chandra Asri Petrochemical Tbk PT	Obligasi Negara Republik Indonesia Seri FR0073
Stock - Charoen Pokphand Indonesia Tbk PT	Obligasi Negara Republik Indonesia Seri FR0076
Stock - Indo Tambangraya Megah Tbk PT	Obligasi Negara Republik Indonesia Seri FR0089
Stock - Indosat Tbk PT	Obligasi Negara Republik Indonesia Seri FR0096
Stock - Kalbe Farma Tbk PT	SBSN Seri PBS027
Stock - Medikaloka Hermina Tbk PT	Obligasi Berkelanjutan Indonesia Eximbank IV Tahap IV 2019 Seri F

*Non Affiliates



Fund Statistic

Performance in IDR per (31/03/23)							
	1 mo	3 mo	6 mo	YTD	1 yr	3 yr ¹⁾	5 yr ¹⁾
GSPDB	0.61%	1.49%	-0.63%	1.49%	2.31%	11.40%	2.82%
Bm ²⁾	0.03%	0.58%	0.50%	0.58%	0.23%	12.83%	4.39%

1 year = 365 days

Yearly Performance							
	2023-YTD	2022	2021	2020	2019	2018	2017
GSPDB	1.49%	5.44%	3.56%	2.18%	6.30%	-7.31%	12.39%
Bm ²⁾	0.58%	4.06%	8.22%	2.83%	6.71%	-2.39%	18.00%

Disclaimer: This report is prepared by PT Asuransi Jiwa Manulife Indonesia only for information purposes and not to be used as a sales offering or proposal. Although this report has been prepared meticulously, PT Asuransi Jiwa Manulife Indonesia does not guarantee its accuracy, sufficiency or completeness, and is not responsible for any consequences arising from any actions which are based on the information stated herein. Investments in capital market instruments are subject to various risks which include, but not limited to, market risk, credit risk, interest rate risk, exchange rate risk (particularly in Fund which has allocation in offshore investment instruments in different currencies than the Fund's currency), liquidity risk and other risks which could result in performance volatility. Therefore, the performance of this Fund is not guaranteed, the unit price of each Fund may go up or down and past performance does not necessarily indicative of future performance.

Manulife Indonesia

Established in 1985, PT Asuransi Jiwa Manulife Indonesia (Manulife Indonesia) is part of Manulife Financial Corporation Group, a Canadian financial services group that operates in Asia, Canada and the United States. Manulife Indonesia offers a wide range of financial services, including life insurance, accident and health insurance, investment and pension plans to individual customers and group clients in Indonesia. Through a network of almost 11,000 employees and professional agents spread across more than 25 sales offices, Manulife Indonesia serves more than 2 million customers in Indonesia.

PT Asuransi Jiwa Manulife Indonesia is licensed and supervised by the Otoritas Jasa Keuangan (OJK). To learn more about Manulife Indonesia, follow us on Facebook, Twitter, Instagram, YouTube, or visit www.manulife.co.id.