

## GSP DANA US DOLLAR (GSPDUSD)

**AUG 2021**

### Investment Objective

To provide a steady stream of income and currency diversification through US Dollar money market instruments.

### Fund Information

Inception Date	: 19 Sep 05
Fund Size	: Rp 25.95 bn
Fund Currency	: IDR
Type of Investment	: Money Market
Valuation	: Daily
Custodian Bank	: Citibank, NA
Nett Asset Value/Unit <sup>3)</sup>	: IDR 1,876.68

### Note

- 1) Annualized and using compound method (for products more than one year since inception).
- 2) Benchmark: Net after tax of average 3-months USD time deposit's interest rates.
- 3) The Net Asset Value / Unit has calculated the costs, including fees related to transaction and transaction settlement as well as administration and recording.

### Company Profile

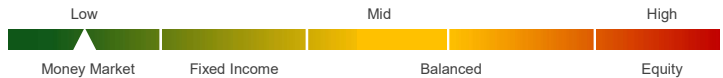
#### Manulife Indonesia

Established in 1985, PT Asuransi Jiwa Manulife Indonesia (Manulife Indonesia) is part of Manulife Financial Corporation Group, a Canadian financial services group that operates in Asia, Canada and the United States. Manulife Indonesia offers a wide range of financial services, including life insurance, accident and health insurance, investment and pension plans to individual customers and group clients in Indonesia. Through a network of more than 9,000 employees and professional agents spread across 26 sales offices, Manulife Indonesia serves more than 2 million customers in Indonesia.

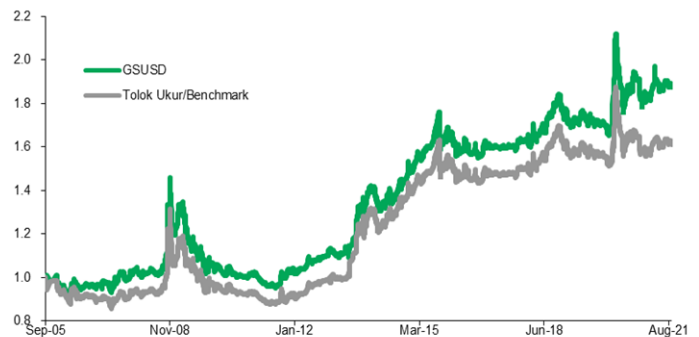
PT Asuransi Jiwa Manulife Indonesia is registered and supervised by the Otoritas Jasa Keuangan (OJK). To learn more about Manulife Indonesia, follow us on Facebook, Twitter, Instagram, YouTube, or visit [www.manulife.co.id](http://www.manulife.co.id).

### Risk Classification

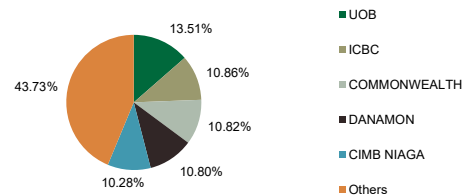
Risk classification is based on type of fund.



### Investment Package Graph



### Top 5 Holdings



### Investment Allocation

Money Market : 100%

### Portfolio per (31/08/21)

Cash & Deposit : 100.00%

### Fund Statistic

Performance in IDR per (31/08/21)								
	1 mo	3 mo	6 mo	YTD	1 yr	3 yr <sup>1)</sup>	5 yr <sup>1)</sup>	Since Inception <sup>1)</sup>
GSPDUSD	-0.65%	0.35%	1.00%	2.31%	1.21%	1.82%	3.02%	4.02%
Bm <sup>2)</sup>	-0.69%	0.29%	0.75%	2.03%	-0.91%	-0.53%	1.53%	3.04%
1 year = 365 days								
Yearly Performance								
	2021-YTC	2020	2019	2018	2017	2016	2015	2014
GSPDUSD	2.31%	7.98%	-3.68%	8.19%	1.10%	-2.44%	11.54%	4.23%
Bm <sup>2)</sup>	2.03%	1.66%	-3.98%	7.77%	0.83%	-2.58%	10.27%	5.18%

**Disclaimer :** This report is prepared on monthly basis by PT Asuransi Jiwa Manulife Indonesia, only for information purposes and not to be used as a sales offering or proposal. Although this report has been prepared meticulously, PT Asuransi Jiwa Manulife Indonesia does not guarantee its accuracy, sufficiency or completeness, and is not responsible for any consequences arising from any actions which are based on the information stated herein. Investments in capital market instruments are subject to various risks which include, but not limited to, market risk, credit risk, interest rate risk, exchange rate risk (particularly in Fund which has allocation in offshore investment instruments in different currencies than the Fund's currency), liquidity risk and other risks which could result in performance volatility. Therefore, the performance of this Fund is not guaranteed, the unit price of each Fund may go up or down and past performance does not necessarily indicative of future performance.