

GSP US EMBASSY DANA DEPOSITO (GSPUSED)

NOVEMBER 2019

Investment Objective

To achieve a high current income while ensuring capital preservation, maintaining a high degree of liquidity and minimizing investment risk.

Fund Information

Inception Date	: 14 Feb 06
Fund Size	: Rp 93.42 bn
Fund Currency	: IDR
Type of Investment	: Money Market
Valuation	: Daily
Custodian Bank	: Citibank, NA
Nett Asset Value/Unit ³⁾	: IDR 2,115.70

Note

- 1) Annualized and using compound method (for products more than one year since inception).
- 2) Benchmark: To outperform the net after tax of the 12-months rolling average of 3-month time deposit's interest rate by 1% per annum.
- 3) The Net Asset Value / Unit has calculated the costs, including fees related to transaction and transaction settlement as well as administration and recording.

Company Profile

PT Asuransi Jiwa Manulife Indonesia


Established in 1985, PT Asuransi Jiwa Manulife Indonesia (Manulife Indonesia) is part of Manulife Financial Corporation Group, a Canadian financial services group that operates in Asia, Canada and the United States. Manulife Indonesia offers a wide range of financial services, including life insurance, accident and health insurance, investment and pension plans to individual customers and group clients in Indonesia. Through a network of more than 9,000 employees and professional agents spread across 25 sales offices, Manulife Indonesia serves more than 2.5 million customers in Indonesia.

PT Asuransi Jiwa Manulife Indonesia is registered and supervised by the Otoritas Jasa Keuangan (OJK). To learn more about Manulife Indonesia, follow us on Facebook, Twitter, Instagram, YouTube, or visit www.manulife.co.id.

Manulife

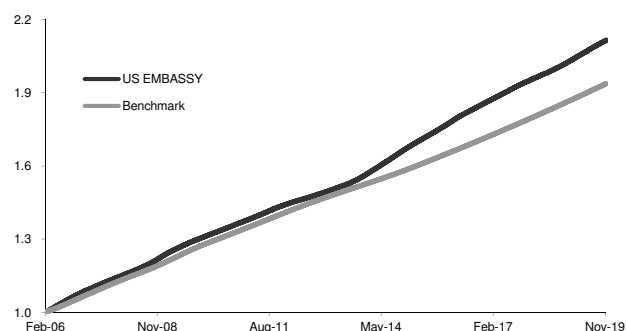
Manulife Financial Corporation is a leading international financial services group that helps people make their decisions easier and lives better. We operate primarily as John Hancock in the United States and Manulife elsewhere. We provide financial advice, insurance, as well as wealth and asset management solutions for individuals, groups and institutions. At the end of 2018, we had more than 34,000 employees, over 82,000 agents, and thousands of distribution partners, serving almost 28 million customers. As of June 30, 2019, we had over \$1.1 trillion (US\$877 billion) in assets under management and administration, and in the previous 12 months we made \$29.4 billion in payments to our customers. Our principal operations in Asia, Canada and the United States are where we have served customers for more than 100 years. With our global headquarters in Toronto, Canada, we trade as 'MFC' on the Toronto, New York, and the Philippine stock exchanges and under '945' in Hong Kong.

Risk Classification

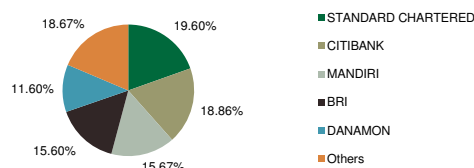


Risk classification is based on type of fund.

Investment Package Graph



Top 5 Holdings



Investment Allocation

Money Market : 100%

Portfolio per (29/11/19)

Cash & Deposit : 100.00%

Fund Statistic

Performance in IDR per (29/11/19)

	1 mo	3 mo	6 mo	YTD	1 yr	3 yr ¹⁾	5 yr ¹⁾	SI ¹⁾
GSPUSED	0.31%	1.06%	2.23%	4.31%	4.68%	4.44%	4.93%	5.58%
Bm ²⁾	0.33%	1.03%	2.06%	3.84%	4.17%	4.91%	4.18%	4.17%

1 year = 365 days

Yearly Performance

	2019-YTD	2018	2017	2016	2015	2014	2013	2012
GSPUSED	4.31%	4.09%	4.51%	5.32%	5.87%	6.90%	4.78%	3.66%
Bm ²⁾	3.84%	4.17%	4.17%	4.19%	4.16%	3.83%	3.85%	4.41%

Disclaimer : This report is prepared on monthly basis by PT Asuransi Jiwa Manulife Indonesia, only for information purposes and not to be used as a sales offering or proposal. Although this report has been prepared meticulously, PT Asuransi Jiwa Manulife Indonesia does not guarantee its accuracy, sufficiency or completeness, and is not responsible for any consequences arising from any actions which are based on the information stated herein. Investments in capital market instruments are subject to various risks which include, but not limited to, market risk, credit risk, interest rate risk, exchange rate risk (particularly in Fund which has allocation in offshore investment instruments in different currencies than the Fund's currency), liquidity risk and other risks which could result in performance volatility. Therefore, the performance of this Fund is not guaranteed, the unit price of each Fund may go up or down and past performance does not necessarily indicative of future performance.