

GSP DANA US DOLLAR (GSPDUSD)

FEBRUARY 2019

Investment Objective

To provide a steady stream of income and currency diversification through US Dollar money market instruments.

Fund Information

Inception Date	:	19 Sep 05
Fund Size	:	Rp 11.52 bn
Fund Currency	:	IDR
Type of Investment	:	Money Market
Valuation	:	Daily
Custodian Bank	:	Deutsche Bank AG
Nett Asset Value/Unit ⁽³⁾	:	IDR 1,704.39

Note

1) Annualized and using compound method (for products more than one year since inception).

2) Benchmark: Net after tax of average 3-months USD time deposit's interest rates.

3) The Net Asset Value / Unit has calculated the costs, including fees related to transaction and transaction settlement as well as administration and recording.

Company Profile

PT Asuransi Jiwa Manulife Indonesia

Established in 1985, PT Asuransi Jiwa Manulife Indonesia (Manulife Indonesia) is part of Manulife Financial Corporation Group, a Canadian financial services group that operates in Asia, Canada and the United States. Manulife Indonesia offers a wide range of financial services, including life insurance, accident and health insurance, investment and pension plans to individual customers and group clients in Indonesia. Through a network of more than 10,000 employees and professional agents spread across 25 cities, Manulife Indonesia serves more than 2.2 million customers in Indonesia.

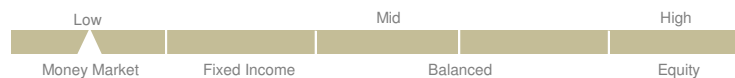
PT Asuransi Jiwa Manulife Indonesia is registered and supervised by the Otoritas Jasa Keuangan (OJK).

Manulife

Manulife is a leading Canada-based financial services group with principal operations in Asia, Canada and the United States. Clients look to Manulife for strong, reliable, trustworthy and forward-thinking solutions for their most significant financial decisions. Our international network of employees, agents and distribution partners offers financial protection and wealth management products and services to millions of clients. We also provide asset management services to institutional customers. Our group of companies operates as Manulife in Canada and Asia and primarily as John Hancock in the United States.

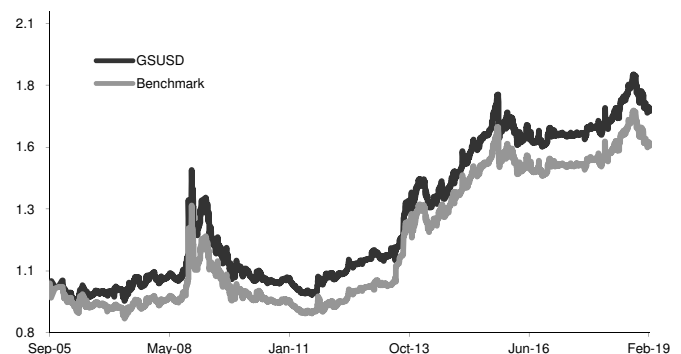
Manulife Financial Corporation trades as 'MFC' on the TSX, NYSE and PSE, and under '945' on the SEHK. Manulife can be found on the Internet at manulife.com.

Risk Classification

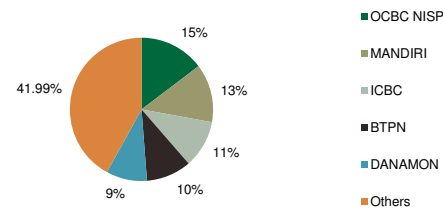


Risk classification is based on type of fund.

Investment Package Graph



Top 5 Holdings



Investment Allocation

Money Market : 100%

Portfolio per (28/02/19)

Cash & Deposit : 100.00%

Fund Statistic

Performance in IDR per (28/02/19)

	1 mo	3 mo	6 mo	YTD	1 yr	3 yr ⁽¹⁾	5 yr ⁽¹⁾	SI ⁽¹⁾
GSPDUSD	0.09%	-1.62%	-4.13%	-3.36%	3.10%	2.02%	4.82%	4.04%
Bm ⁽²⁾	0.10%	-1.96%	-4.51%	-3.36%	2.78%	1.77%	4.64%	3.38%

1 year = 365 days

Yearly Performance

	2019-YTD	2018	2017	2016	2015	2014	2013	2012
GSPDUSD	-3.36%	8.19%	1.10%	-2.44%	11.54%	4.23%	26.92%	8.01%
Bm ⁽²⁾	-3.36%	7.77%	0.83%	-2.58%	10.27%	5.18%	30.94%	9.03%

Disclaimer : This report is prepared on monthly basis by PT Asuransi Jiwa Manulife Indonesia, only for information purposes and not to be used as a sales offering or proposal. Although this report has been prepared meticulously, PT Asuransi Jiwa Manulife Indonesia does not guarantee its accuracy, sufficiency or completeness, and is not responsible for any consequences arising from any actions which are based on the information stated herein. Investments in capital market instruments are subject to various risks which include, but not limited to, market risk, credit risk, interest rate risk, exchange rate risk (particularly in Fund which has allocation in offshore investment instruments in different currencies than the Fund's currency), liquidity risk and other risks which could result in performance volatility. Therefore, the performance of this Fund is not guaranteed, the unit price of each Fund may go up or down and past performance does not necessarily indicative of future performance.