

GRO DANA PASAR UANG DKPK (GDPUD)

SEP 2024

Investment Objective

To achieve a high current income while ensuring capital preservation, maintaining a high degree of liquidity and minimizing investment risk.

Fund Information

| | |
|-------------------------------------|-----------------|
| Inception Date | : 1 Dec 97 |
| Fund Size | : Rp 4.38 tn |
| Fund Currency | : IDR |
| Type of Investment | : Money Market |
| Valuation | : Daily |
| Custodian Bank | : Citibank, NA |
| Nett Asset Value/Unit ³⁾ | : IDR 21,377.06 |

Note

- 1) Annualized and using compound method (for products more than one year since inception).
- 2) Benchmark: Average 3-months IDR time deposit's interest rates.
- 3) The Net Asset Value / Unit has calculated the costs, including fees related to transaction and transaction settlement as well as administration and recording.

Company Profile

DPLK Manulife Indonesia

Dana Pensiun Lembaga Keuangan (DPLK) Manulife Indonesia is a legal entity incorporated by PT Asuransi Jiwa Manulife Indonesia and has operated since 1994, managed by PT Asuransi Jiwa Manulife Indonesia. DPLK Manulife Indonesia is the one of Indonesia's largest DPLK provider for the joint venture company with the best innovations and service.

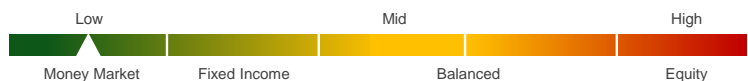
Manulife Indonesia

Established in 1985, PT Asuransi Jiwa Manulife Indonesia (Manulife Indonesia) is part of Manulife Financial Corporation Group, a Canadian financial services group that operates in Asia, Canada and the United States. Manulife Indonesia offers a wide range of financial services, including life insurance, accident and health insurance, investment and pension plans to individual customers and group clients in Indonesia. Through a network of almost 11,000 employees and professional agents spread across more than 30 sales offices, Manulife Indonesia serves around 2 million customers in Indonesia.

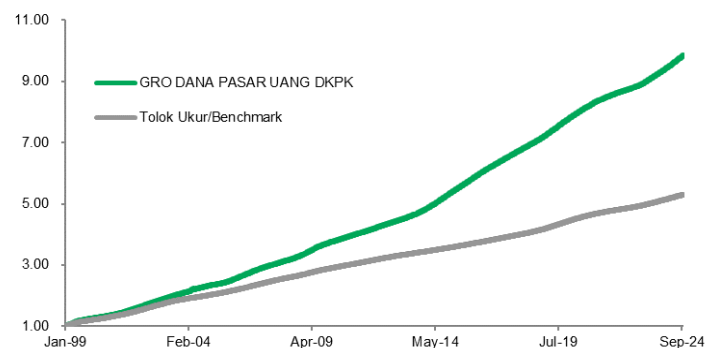
PT Asuransi Jiwa Manulife Indonesia are licensed and supervised by the Otoritas Jasa Keuangan (OJK). To learn more about Manulife Indonesia, follow us on Facebook, Twitter, Instagram, YouTube, or visit www.manulife.co.id.

Risk Classification

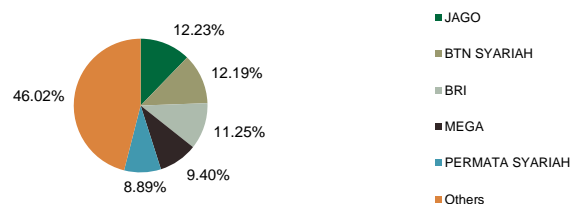
Risk classification is based on type of fund.



Investment Package Graph



Top 5 Holdings



Investment Allocation

Money Market : 100%

Portfolio per (30/09/24)

Cash & Deposit : 100.00%

Fund Statistic

| Performance in IDR per (30/09/24) | | | | | | | | |
|-----------------------------------|----------|-------|-------|-------|-------|--------------------|--------------------|-------------------------------|
| | 1 mo | 3 mo | 6 mo | YTD | 1 yr | 3 yr ¹⁾ | 5 yr ¹⁾ | Since Inception ¹⁾ |
| GDPUD | 0.54% | 1.61% | 3.21% | 4.76% | 6.27% | 4.85% | 5.16% | 12.08% |
| Bm ²⁾ | 0.36% | 1.09% | 2.15% | 3.19% | 4.26% | 3.60% | 3.88% | |
| 1 year = 365 days | | | | | | | | |
| Yearly Performance | | | | | | | | |
| | 2024-YTD | 2023 | 2022 | 2021 | 2020 | 2019 | 2018 | 2017 |
| GDPUD | 4.76% | 5.67% | 3.28% | 4.01% | 6.28% | 7.85% | 6.67% | 7.04% |
| Bm ²⁾ | 3.19% | 4.01% | 2.88% | 3.13% | 4.77% | 6.09% | 4.81% | 3.93% |

Disclaimer : This report is prepared on monthly basis by DPLK Manulife Indonesia, only for information purposes and not to be used as a sales offering or proposal. Although this report has been prepared meticulously, DPLK Manulife Indonesia does not guarantee its accuracy, sufficiency or completeness, and is not responsible for any consequences arising from any actions which are based on the information stated herein. Investments in capital market instruments are subject to various risks which include, but not limited to, market risk, credit risk, interest rate risk, exchange rate risk (particularly in Fund which has allocation in offshore investment instruments in different currencies than the Fund's currency), liquidity risk and other risks which could result in performance volatility. Therefore, the performance of this Fund is not guaranteed, the unit price of each Fund may go up or down and past performance does not necessarily indicative of future performance.