

## UOB FUND

OCT 2022

### Investment Objective

To provide a steady stream of income with focus on capital preservation over the medium to long-term, by investing the assets in a diversified portfolio of money market and the highest quality fixed income securities focusing primarily on sovereign issues.

### Fund Information

Inception Date	:	3 Jun 09
Fund Size	:	Rp 866.79 bn
Fund Currency	:	IDR
Type of Investment	:	Fixed Income
Valuation	:	Daily
Custodian Bank	:	Citibank, NA
Net Asset Value/Unit <sup>3)</sup>	:	Rp 2,474.09

### Note

- 1) Annualized and using compound method (for products more than one year since inception).
- 2) Benchmark: 75% Bloomberg Indonesia Bond Index (BINDO) + 25% Indonesia Deposit Insurance Corporation (IDIC) Rate
- 3) The Net Asset Value / Unit has calculated the costs, including fees related to transaction and transaction settlement as well as administration and recording.

### Company Profile

#### DPLK Manulife Indonesia


Dana Pensiun Lembaga Keuangan (DPLK) Manulife Indonesia is a legal entity incorporated by PT Asuransi Jiwa Manulife Indonesia and has operated since 1994, managed by PT Asuransi Jiwa Manulife Indonesia. DPLK Manulife Indonesia is the one of Indonesia's largest DPLK provider for the joint venture company with the best innovations and service.

#### Manulife Indonesia

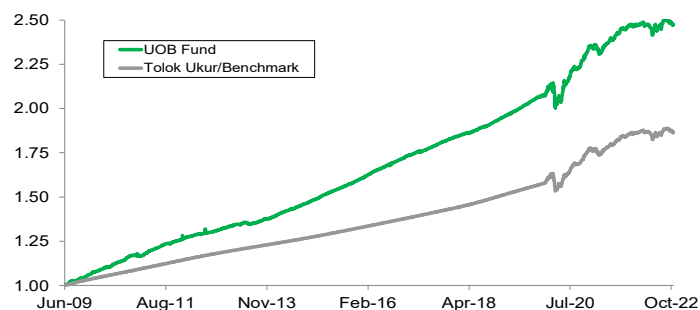
Established in 1985, PT Asuransi Jiwa Manulife Indonesia (Manulife Indonesia) is part of Manulife Financial Corporation Group, a Canadian financial services group that operates in Asia, Canada and the United States. Manulife Indonesia offers a wide range of financial services, including life insurance, accident and health insurance, investment and pension plans to individual customers and group clients in Indonesia. Through a network of almost 11,000 employees and professional agents spread across more than 25 sales offices, Manulife Indonesia serves more than 2 million customers in Indonesia.

PT Asuransi Jiwa Manulife Indonesia is registered and supervised by the Otoritas Jasa Keuangan (OJK). To learn more about Manulife Indonesia, follow us on Facebook, Twitter, Instagram, YouTube, or visit [www.manulife.co.id](http://www.manulife.co.id).


### Risk Classification



### Investment Package Graph



### Top 5 Holdings



### Investment Allocation

Government Bond	:	70% - 80%
Money Market	:	20% - 30%

### Portfolio per (31/10/22)

9/30/2022	:	71.42%
Corporate Bond	:	0.00%
Money Market	:	28.54%

### Fund Statistic

	Performance in IDR per (31/10/22)							
	1 mo	3 mo	6 mo	YTD	1 yr	3 yr <sup>1)</sup>	5 yr <sup>1)</sup>	Since Inception <sup>1)</sup>
UOB	-0.26%	-0.25%	0.71%	-0.09%	0.45%	6.26%	6.34%	6.98%
BM <sup>2)</sup>	-0.28%	0.03%	0.47%	0.12%	0.79%	6.00%	5.50%	4.76%

<sup>1</sup> year = 365 days

	Yearly Performance							
	2022-YTC	2021	2020	2019	2018	2017	2016	2015
UOB	-0.09%	5.28%	13.57%	6.80%	5.59%	5.85%	7.88%	7.80%
BM <sup>2)</sup>	0.12%	5.08%	12.34%	4.92%	4.73%	3.94%	3.94%	3.94%

**Disclaimer** : This report is prepared on monthly basis by DPLK Manulife Indonesia, only for information purposes and not to be used as a sales offering or proposal. Although this report has been prepared meticulously, DPLK Manulife Indonesia does not guarantee its accuracy, sufficiency or completeness, and is not responsible for any consequences arising from any actions which are based on the information stated herein. Investments in capital market instruments are subject to various risks which include, but not limited to, market risk, credit risk, interest rate risk, exchange rate risk (particularly in Fund which has allocation in offshore investment instruments in different currencies than the Fund's currency), liquidity risk and other risks which could result in performance volatility. Therefore, the performance of this Fund is not guaranteed, the unit price of each Fund may go up or down and past performance does not necessarily indicative of future performance.