

## GRO DANA SAHAM DKPK (GDSD)

DEC 2022

### Investment Objective

Providing the participants with superior investment growth over the long-term by investing the assets in a diversified portfolio of publicly listed Indonesian equities whether directly in equities or indirectly through mutual fund.

### Fund Information

Inception Date	: 1 Dec 97
Fund Size	: Rp 339.75 bn
Fund Currency	: IDR
Type of Investment	: Equity
Valuation	: Daily
Custodian Bank	: Citibank, NA
Net Asset Value/Unit <sup>4)</sup>	: Rp 45,010.18

### Note

- 1) Annualized and using compound method (for products more than one year since inception).
- 2) Benchmark: LQ45 Index (effective from 3 Feb 2020).
- 3) Based on GICS (Global Industrials Classification Standard).
- 4) The Net Asset Value / Unit has calculated the costs, including fees related to transaction and transaction settlement as well as administration and recording.
- 5) This fund invest in Manulife Dana Saham and Manulife Institutional Equity Fund. For further detail of this mutual fund, please refer to the latest FFS available on the following link:
  - [Manulife Dana Saham](#)
  - [Manulife Institutional Equity Fund](#)

### Company Profile

#### DPLK Manulife Indonesia


Dana Pensiun Lembaga Keuangan (DPLK) Manulife Indonesia is a legal entity incorporated by PT Asuransi Jiwa Manulife Indonesia and has operated since 1994, managed by PT Asuransi Jiwa Manulife Indonesia. DPLK Manulife Indonesia is the one of Indonesia's largest DPLK provider for the joint venture company with the best innovations and service.

#### Manulife Indonesia

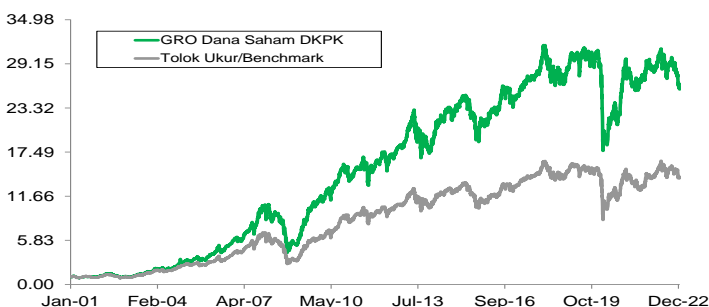
Established in 1985, PT Asuransi Jiwa Manulife Indonesia (Manulife Indonesia) is part of Manulife Financial Corporation Group, a Canadian financial services group that operates in Asia, Canada and the United States. Manulife Indonesia offers a wide range of financial services, including life insurance, accident and health insurance, investment and pension plans to individual customers and group clients in Indonesia. Through a network of almost 11,000 employees and professional agents spread across more than 25 sales offices, Manulife Indonesia serves more than 2 million customers in Indonesia.

PT Asuransi Jiwa Manulife Indonesia is registered and supervised by the Otoritas Jasa Keuangan (OJK). To learn more about Manulife Indonesia, follow us on Facebook, Twitter, Instagram, YouTube, or visit [www.manulife.co.id](http://www.manulife.co.id).

### Risk Classification



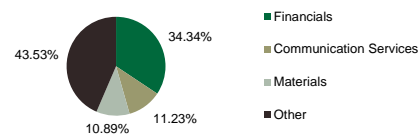
### Investment Package Graph



### Top 5 Holdings <sup>5)</sup>

Bank Rakyat Indonesia  
Telkom Indonesia  
Bank Mandiri  
Bank Central Asia  
Adaro Energy Indonesia

### Sector Allocation <sup>3)</sup>



### Investment Allocation

Equity	: 80 - 100 %
Money Market	: 0 - 20 %

### Portfolio per (30/12/22)

Equity	: 90.67%
Money Market	: 9.33%

### Fund Statistic

Performance in IDR per (30/12/22)								
	1 mo	3 mo	6 mo	YTD	1 yr	3 yr <sup>1)</sup>	5 yr <sup>1)</sup>	Since Inception <sup>1)</sup>
GDS	-6.68%	-10.35%	-9.17%	-8.64%	-8.64%	-5.40%	-2.69%	16.38%
BM <sup>2)</sup>	-7.05%	-7.35%	-5.52%	0.62%	0.62%	-2.79%	-1.86%	
1 year = 365 days								
Yearly Performance								
	2022-YTC	2021	2020	2019	2018	2017	2016	2015
GDS	-8.64%	3.34%	-10.34%	6.86%	-3.56%	19.92%	13.50%	-8.35%
BM <sup>2)</sup>	0.62%	-0.37%	-8.36%	1.70%	-2.54%	19.99%	15.32%	-12.13%

**Disclaimer :** This report is prepared on monthly basis by DPLK Manulife Indonesia, only for information purposes and not to be used as a sales offering or proposal. Although this report has been prepared meticulously, DPLK Manulife Indonesia does not guarantee its accuracy, sufficiency or completeness, and is not responsible for any consequences arising from any actions which are based on the information stated herein. Investments in capital market instruments are subject to various risks which include, but not limited to, market risk, credit risk, interest rate risk, exchange rate risk (particularly in Fund which has allocation in offshore investment instruments in different currencies than the Fund's currency), liquidity risk and other risks which could result in performance volatility. Therefore, the performance of this Fund is not guaranteed, the unit price of each Fund may go up or down and past performance does not necessarily indicative of future performance.