

INDORAMA EQUITY FUND (IEF)

JANUARY 2020

Investment Objective

Providing the participants with superior investment growth over the long-term by investing the assets in a diversified portfolio of publicly listed Indonesian equities.

Fund Information

Inception Date	:	9 Oct 14
Fund Size	:	Rp 42.49 bn
Fund Currency	:	IDR
Type of Investment	:	Equity
Valuation	:	Daily
Custodian Bank	:	Citibank, NA
Net Asset Value/Unit ⁴⁾	:	Rp 1,274.82

Note

- 1) Annualized and using compound method (for products more than one year since inception).
- 2) Benchmark: Jakarta Composite Index (JCI)
- 3) Based on GICS(Global Industrials Classification Standard).
- 4) The Net Asset Value / Unit has calculated the costs, including fees related to transaction and transaction settlement as well as administration and recording.

Company Profile


DPLK Manulife Indonesia

Dana Pensiun Lembaga Keuangan (DPLK) Manulife Indonesia is a legal entity incorporated by PT Asuransi Jiwa Manulife Indonesia and has operated since 1994, managed by PT Asuransi Jiwa Manulife Indonesia. DPLK Manulife Indonesia is the one of Indonesia's largest DPLK provider for the joint venture company with the best innovations and service.

Manulife

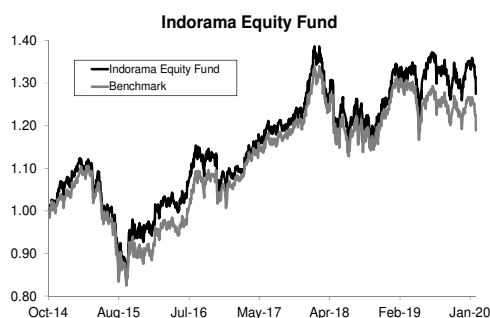
Manulife Financial Corporation is a leading international financial services group that helps people make their decisions easier and lives better. We operate primarily as John Hancock in the United States and Manulife elsewhere. We provide financial advice, insurance, as well as wealth and asset management solutions for individuals, groups and institutions. At the end of 2018, we had more than 34,000 employees, over 82,000 agents, and thousands of distribution partners, serving almost 28 million customers. As of June 30, 2019, we had over \$1.1 trillion (US\$877 billion) in assets under management and administration, and in the previous 12 months we made \$29.4 billion in payments to our customers. Our principal operations in Asia, Canada and the United States are where we have served customers for more than 100 years. With our global headquarters in Toronto, Canada, we trade as 'MFC' on the Toronto, New York, and the Philippine stock exchanges and under '945' in Hong Kong.

Risk Classification



Risk classification is based on type of fund.

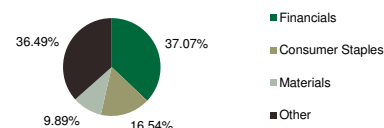
Investment Package Graph



Top 5 Holdings

- Bank Central Asia
- Bank Rakyat Indonesia
- Bank Mandiri Persero
- Telekomunikasi Indonesia
- Astra International

Sector Allocation³⁾



Investment Allocation

Equity	:	80 - 100 %
Money Market	:	0 - 20 %

Portfolio per (31/01/20)

Equity	:	88.58%
Money Market	:	11.42%

Fund Statistic

Performance in IDR per (31/01/20)

	1 mo	3 mo	6 mo	YTD	1 yr	3 yr ¹⁾	5 yr ¹⁾	SI ¹⁾
IEF	-5.05%	-3.17%	-6.68%	-5.05%	-4.96%	5.70%	3.28%	4.67%
BM ²⁾	-5.71%	-4.63%	-7.05%	-5.71%	-9.08%	3.91%	2.34%	3.32%

^{1) year = 365 days}

Yearly Performance

	2020 YTD	2019	2018	2017	2016	2015	2014	2013
IEF	-5.05%	6.70%	-3.50%	19.43%	12.55%	-9.69%	n/a	n/a
BM ²⁾	-5.71%	1.70%	-2.54%	19.99%	15.32%	-12.13%	n/a	n/a

Disclaimer : This report is prepared on monthly basis by DPLK Manulife Indonesia, only for information purposes and not to be used as a sales offering or proposal. Although this report has been prepared meticulously, DPLK Manulife Indonesia does not guarantee its accuracy, sufficiency or completeness, and is not responsible for any consequences arising from any actions which are based on the information stated herein. Investments in capital market instruments are subject to various risks which include, but not limited to, market risk, credit risk, interest rate risk, exchange rate risk (particularly in Fund which has allocation in offshore investment instruments in different currencies than the Fund's currency), liquidity risk and other risks which could result in performance volatility. Therefore, the performance of this Fund is not guaranteed, the unit price of each Fund may go up or down and past performance does not necessarily indicative of future performance.