

## GRO DANA SYARIAH (GDS)

OCTOBER 2019

### Investment Objective

To achieve a high current income while ensuring capital preservation, maintaining a high degree of liquidity and minimizing investment risk in accordance with the Sharia principles to suit the values and teachings of Islam.

### Fund Information

|                                     |   |              |
|-------------------------------------|---|--------------|
| Inception Date                      | : | 11 Apr 00    |
| Fund Size                           | : | Rp 552.50 bn |
| Fund Currency                       | : | IDR          |
| Type of Investment                  | : | Money Market |
| Valuation                           | : | Daily        |
| Custodian Bank                      | : | Citibank, NA |
| Nett Asset Value/Unit <sup>3)</sup> | : | IDR 4,577.96 |

### Note

- 1) Annualized and using compound method (for products more than one year since inception).
- 2) Benchmark: Average 3-month mudharabah deposit's revenue sharing.
- 3) The Net Asset Value / Unit has calculated the costs, including fees related to transaction and transaction settlement as well as administration and recording.

### Company Profile

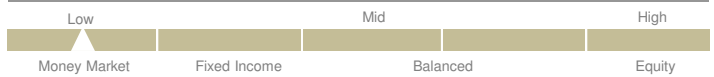
#### DPLK Manulife Indonesia

Dana Pensiun Lembaga Keuangan (DPLK) Manulife Indonesia is a legal entity incorporated by PT Asuransi Jiwa Manulife Indonesia and has operated since 1994, managed by PT Asuransi Jiwa Manulife Indonesia. DPLK Manulife Indonesia is the one of Indonesia's largest DPLK provider for the joint venture company with the best innovations and service.

#### Manulife

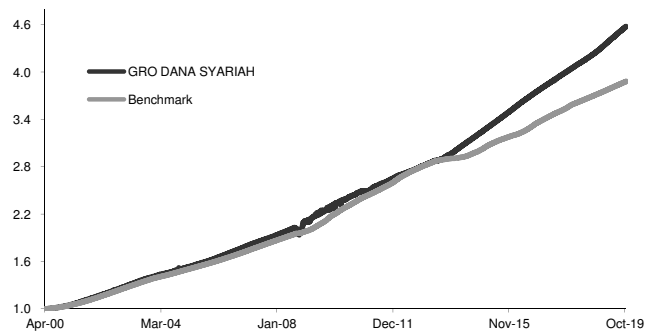
Manulife Financial Corporation is a leading international financial services group that helps people make their decisions easier and lives better. We operate primarily as John Hancock in the United States and Manulife elsewhere. We provide financial advice, insurance, as well as wealth and asset management solutions for individuals, groups and institutions. At the end of 2018, we had more than 34,000 employees, over 82,000 agents, and thousands of distribution partners, serving almost 28 million customers. As of June 30, 2019, we had over \$1.1 trillion (US\$877 billion) in assets under management and administration, and in the previous 12 months we made \$29.4 billion in payments to our customers. Our principal operations in Asia, Canada and the United States are where we have served customers for more than 100 years. With our global headquarters in Toronto, Canada, we trade as 'MFC' on the Toronto, New York, and the Philippine stock exchanges and under '945' in Hong Kong.

### Risk Classification

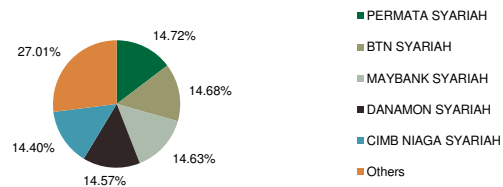


Risk classification is based on type of fund.

### Investment Package Graph



### Top 5 Holdings



### Investment Allocation

Money Market : 100%

### Portfolio per (31/10/19)

Cash & Deposit : 100.00%

### Fund Statistic

|                  | Performance in IDR per (31/10/19) |       |       |       |       |                    |                    |                  |
|------------------|-----------------------------------|-------|-------|-------|-------|--------------------|--------------------|------------------|
|                  | 1 mo                              | 3 mo  | 6 mo  | YTD   | 1 yr  | 3 yr <sup>1)</sup> | 5 yr <sup>1)</sup> | SI <sup>1)</sup> |
| GDS              | 0.59%                             | 1.76% | 3.64% | 6.32% | 7.54% | 6.82%              | 7.39%              | 8.08%            |
| Bm <sup>2)</sup> | 0.35%                             | 1.09% | 2.21% | 3.75% | 4.46% | 4.97%              | 5.34%              | 7.18%            |

1 year = 365 days

|                  | Yearly Performance |       |       |       |       |       |       |       |
|------------------|--------------------|-------|-------|-------|-------|-------|-------|-------|
|                  | 2019-YTD           | 2018  | 2017  | 2016  | 2015  | 2014  | 2013  | 2012  |
| GDS              | 6.32%              | 6.44% | 6.51% | 7.72% | 8.52% | 9.01% | 5.99% | 5.97% |
| Bm <sup>2)</sup> | 3.75%              | 4.37% | 5.79% | 6.09% | 5.59% | 4.05% | 7.93% | 3.51% |

**Disclaimer** : This report is prepared on monthly basis by DPLK Manulife Indonesia, only for information purposes and not to be used as a sales offering or proposal. Although this report has been prepared meticulously, DPLK Manulife Indonesia does not guarantee its accuracy, sufficiency or completeness, and is not responsible for any consequences arising from any actions which are based on the information stated herein. Investments in capital market instruments are subject to various risks which include, but not limited to, market risk, credit risk, interest rate risk, exchange rate risk (particularly in Fund which has allocation in offshore investment instruments in different currencies than the Fund's currency), liquidity risk and other risks which could result in performance volatility. Therefore, the performance of this Fund is not guaranteed, the unit price of each Fund may go up or down and past performance does not necessarily indicative of future performance.