

MANULIFE PENDAPATAN TETAP DOLLAR

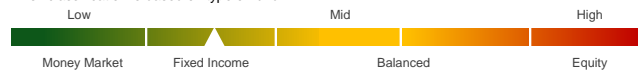
FEB 2024

Investment Objective

To provide a steady stream of income and currency diversification mainly through US Dollar fixed income instruments.

Risk Classification

Risk classification is based on type of fund.



Fund Information

| | |
|------------------------------------|--|
| Inception Date | : 8 Jun 04 |
| Inception Price | : USD 1.0000 |
| Fund Size | : USD 18,212,741.61 |
| Number of unit | : 12,591,195.89 |
| Net Asset Value/Unit ³⁾ | : USD 1.4465 |
| Fund Currency | : USD |
| Type of fund | : Fixed Income |
| Valuation | : Daily |
| Custodian Bank | : Standard Chartered Bank |
| Annual Management Fee | : 2.00% |
| Bloomberg Code | : MANLIDO IJ |
| Fund Manager | : PT Manulife Aset Manajemen Indonesia |

Allocation

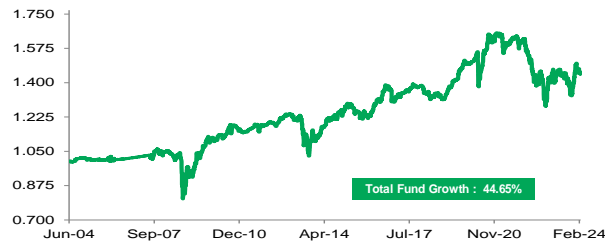
| | | | |
|--------------|--------------|-----------------|----------|
| Bond | : 80 - 100 % | Government Bond | : 93.35% |
| Money Market | : 0 - 20 % | Money Market | : 6.65% |

Portfolio

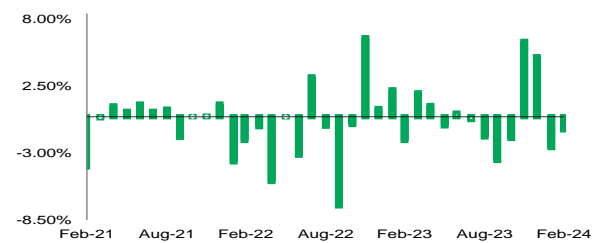
Note

- 1) Annualized (1 year = 365 days) and using compound method (for products that have been more than one year old since inception).
- 2) The benchmark is Bloomberg Barclays EM I01378US Index.
- 3) The Net Asset Value / Unit has calculated the costs, including fees related to transaction and transaction settlement as well as administration and recording.

Performance Since Inception



Monthly Performance Last 3 Years



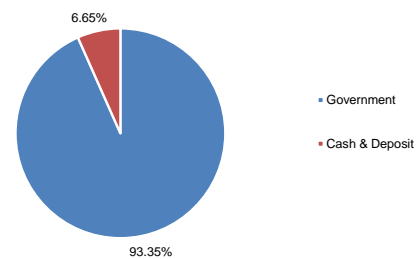
Fund Performance

| | Performance in USD per (29/02/24) | | | | | | | Yearly Performance | | | | | | | | |
|------------------|-----------------------------------|-------|-------|--------|-------|--------------------|--------------------|-------------------------------|-------|---------|--------|--------|--------|--------|-------|-------|
| | 1 mo | 3 mo | 6 mo | YTD | 1 yr | 3 yr ¹⁾ | 5 yr ¹⁾ | Since Inception ¹⁾ | 2023 | 2022 | 2021 | 2020 | 2019 | 2018 | 2017 | 2016 |
| MPTD | -1.07% | 1.19% | 1.76% | -3.58% | 2.30% | -2.87% | 0.97% | 1.89% | 6.34% | -13.11% | -1.59% | 9.35% | 12.43% | -2.99% | 5.73% | 6.16% |
| BM ²⁾ | -1.06% | 1.73% | 2.98% | -2.98% | 4.63% | -1.67% | 2.66% | 2.40% | 8.28% | -13.36% | 0.79% | 11.61% | 14.69% | -0.92% | 8.42% | 8.96% |

Top Holdings* & Sector Allocation

| | |
|--------------------------------|----------------------------|
| Time Deposit - Bank CIMB Niaga | Eurobonds Indonesia 2038 |
| Eurobonds Indonesia 2026-3 | Eurobonds Indonesia 2042 |
| Eurobonds Indonesia 2027 | Eurobonds Indonesia 2043 |
| Eurobonds Indonesia 2027-4 | Eurobonds Indonesia 2044 |
| Eurobonds Indonesia 2028 | Eurobonds Indonesia 2046 |
| Eurobonds Indonesia 2028 | Eurobonds Indonesia 2047 |
| Eurobonds Indonesia 2028-2 | Eurobonds Indonesia 2048 |
| Eurobonds Indonesia 2029 | Eurobonds Indonesia 2050-2 |
| Eurobonds Indonesia 2030-2 | Eurobonds Indonesia 2051 |
| Eurobonds Indonesia 2032 | Eurobonds Indonesia 2052-2 |
| Eurobonds Indonesia 2032-2 | Eurobonds Indonesia 2053 |
| Eurobonds Indonesia 2032-3 | Eurobonds Indonesia 2028-3 |
| Eurobonds Indonesia 2033 | Eurobonds Indonesia 2033-2 |
| Eurobonds Indonesia 2035 | |
| Eurobonds Indonesia 2037 | |

*Non Affiliates



Investment Manager Commentary

Stronger-than-expected US inflation data in January led to a moderation in expectations of interest rate cuts, where this condition caused an increase in 10-year US bond yields which was also followed by an increase in yields on INDON. In late February, Fed Funds Futures data implied three rate cuts during 2024. This is much lower than the six aggressive rate cuts expected by the end of January. Yields on short tenor bonds increased more than medium tenor bonds.

Disclaimer: This report is prepared by PT Asuransi Jiwa Manulife Indonesia only for information purposes and not to be used as a sales offering or proposal. Although this report has been prepared meticulously, PT Asuransi Jiwa Manulife Indonesia does not guarantee its accuracy, sufficiency or completeness, and is not responsible for any consequences arising from any actions which are based on the information stated herein. Investments in capital market instruments are subject to various risks which include, but not limited to, market risk, credit risk, interest rate risk, exchange rate risk (particularly in Fund which has allocation in offshore investment instruments in different currencies than the Fund's currency), liquidity risk and other risks which could result in performance volatility. Therefore, the performance of this Fund is not guaranteed, the unit price of each Fund may go up or down and past performance does not necessarily indicative of future performance.

Manulife Indonesia

Established in 1985, PT Asuransi Jiwa Manulife Indonesia (Manulife Indonesia) is part of Manulife Financial Corporation Group, a Canadian financial services group that operates in Asia, Canada and the United States. Manulife Indonesia offers a wide range of financial services, including life insurance, accident and health insurance, investment and pension plans to individual customers and group clients in Indonesia. Through a network of almost 11,000 employees and professional agents spread across more than 30 sales offices, Manulife Indonesia serves around 2 million customers in Indonesia.

PT Asuransi Jiwa Manulife Indonesia are licensed and supervised by the Otoritas Jasa Keuangan (OJK). To learn more about Manulife Indonesia, follow us on Facebook, Twitter, Instagram, YouTube, or visit www.manulife.co.id.