

MANULIFE DANA EKUITAS ASIA PASIFIK - USD

FEB 2024

Investment Objective

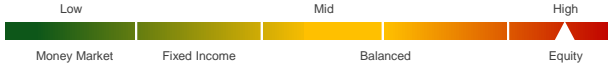
To achieve long term capital growth by investing mainly in offshore instruments consist of 80% - 100% in equity securities which are sold through public offerings and / or traded at the stock exchanges in the Asia Pacific region.

Fund Information

Inception Date	: 5 Dec 16
Inception Price	: USD 1.0000
Fund Size	: USD 35,445,426.17
Number of unit	: 31,708,230.96
Net Asset Value/Unit ⁴⁾	: USD 1.1179
Fund Currency	: USD
Type of fund	: Equity
Valuation	: Daily
Custodian Bank	: Citibank N.A.
Annual Management Fee	: 2.50%
Bloomberg Code	: MAAPUSD IJ
Fund Manager	: PT Manulife Aset Manajemen Indonesia

Risk Classification

Risk classification is based on type of fund.



Allocation

Equity	: 80 - 100 %
Money Market	: 0 - 20 %

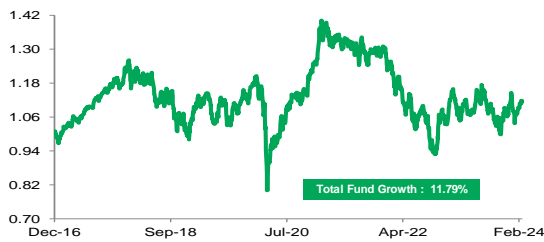
Portfolio

Equity On Shore	: 3.00%
Equity Off Shore	: 97.12%
Money Market	: -0.12%

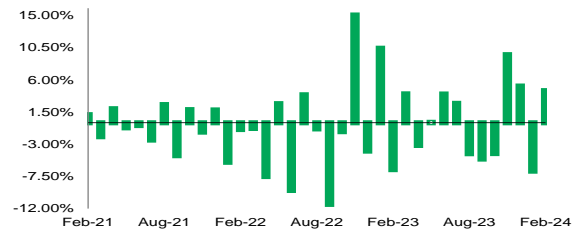
Note

- 1) Annualized (1 year = 365 days) and using compound method (for products that have been more than one year old since inception).
- 2) The benchmark is FTSE Sharia Asia Pacific ex Japan in USD terms.
- 3) Based on GICS (Global Industrials Classification Standard).
- 4) The Net Asset Value / Unit has calculated the costs, including fees related to transaction and transaction settlement as well as administration and recording.

Performance Since Inception



Monthly Performance Last 3 Years

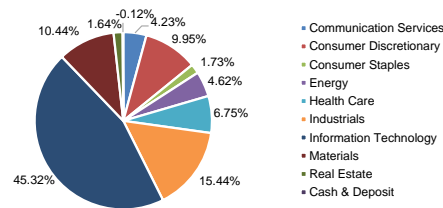


Fund Performance

	Performance in USD per (29/02/24)							Yearly Performance								
	1 mo	3 mo	6 mo	YTD	1 yr	3 yr ¹⁾	5 yr ¹⁾	Since Inception ¹⁾	2023	2022	2021	2020	2019	2018	2017	2016
MDEAP (USD)	4.50%	2.43%	1.91%	-2.56%	5.01%	-5.94%	-0.08%	1.55%	11.19%	-20.50%	0.96%	9.02%	17.67%	-16.10%	22.06%	n/a
BM ²⁾	3.67%	5.24%	6.74%	-0.93%	8.53%	-5.31%	3.05%	5.26%	11.11%	-21.30%	1.58%	24.45%	15.92%	-15.95%	36.63%	n/a

Top Holdings* & Sector Allocation³⁾

Stock - Advantech Co Ltd	Stock - PTT Exploration & Production PCL
Stock - ASE Technology Holding Co Ltd	Stock - Samsonite International SA
Stock - ASMPT Ltd	Stock - Samsung Electronics Co Ltd
Stock - BHP Group Ltd	Stock - SK Hynix Inc
Stock - China Mengniu Dairy Co Ltd	Stock - Sungrow Power Supply Co Ltd
Stock - Contemporary Amperex Technology Co Ltd	Stock - Taiwan Semiconductor Manufacturing Co Ltd
Stock - CSL Ltd	Stock - Telkom Indonesia Persero Tbk PT
Stock - Delta Electronics Inc	Stock - Telstra Group Ltd
Stock - Giant Manufacturing Co Ltd	Stock - Wiyynn Corp
Stock - Goodman Group	Stock - Woodside Energy Group Ltd
Stock - James Hardie Industries PLC	Stock - Zhejiang Sanhua Intelligent Controls Co Ltd
Stock - LG Chem Ltd	
Stock - NARI Technology Co Ltd	



*Non Affiliates

Investment Manager Commentary

The optimism of market players through efforts to save the financial markets carried out by the Chinese government has encouraged Asian stock market to record positive performance. The Chinese government took steps to restore investor confidence including restrictions on net sales of shares, purchase of shares by state funds and restrictions on quantitative trading. Apart from that, the release of the earnings performance of technology companies in the United States and strong tourism data in China during Chinese New Year also encouraged positive sentiment in the financial markets. Portfolio allocations in the IT and consumer discretionary sectors provide positive attributions for performance, while allocations in the health care and energy sectors provide negative attributions.

Disclaimer: This report is prepared by PT Asuransi Jiwa Manulife Indonesia only for information purposes and not to be used as a sales offering or proposal. Although this report has been prepared meticulously, PT Asuransi Jiwa Manulife Indonesia does not guarantee its accuracy, sufficiency or completeness, and is not responsible for any consequences arising from any actions which are based on the information stated herein. Investments in capital market instruments are subject to various risks which include, but not limited to, market risk, credit risk, interest rate risk, exchange rate risk (particularly in Fund which has allocation in offshore investment instruments in different currencies than the Fund's currency), liquidity risk and other risks which could result in performance volatility. Therefore, the performance of this Fund is not guaranteed, the unit price of each Fund may go up or down and past performance does not necessarily indicative of future performance.

Manulife Indonesia

Established in 2015, PT Asuransi Jiwa Manulife Indonesia (Manulife Indonesia) is part of Manulife Financial Corporation Group, a Canadian financial services group that operates in Asia, Canada and the United States. Manulife Indonesia offers a wide range of financial services, including life insurance, accident and health insurance, investment and pension plans to individual customers and group clients in Indonesia. Through a network of almost 11,000 employees and professional agents spread across more than 30 sales offices, Manulife Indonesia serves around 2 million customers in Indonesia.

PT Asuransi Jiwa Manulife Indonesia are licensed and supervised by the Otoritas Jasa Keuangan (OJK). To learn more about Manulife Indonesia, follow us on Facebook, Twitter, Instagram, YouTube, or visit www.manulife.co.id.