

## GSP DANA PASAR UANG US DOLLAR (GSPDPUUSD)\*

MAR 2024

### Investment Objective

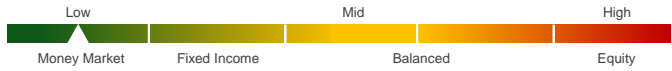
To provide a steady stream of income and currency diversification through US Dollar money market instruments.

### Fund Information

Inception Date	:	19 Sep 05
Inception Price	:	IDR 1,000.00
Fund Size	:	IDR 32.48 bn
Number of unit	:	15,294,269.45
Net Asset Value/Unit <sup>3)</sup>	:	IDR 2,132.17
Fund Currency	:	IDR
Type of fund	:	Money Market
Valuation	:	Daily
Custodian Bank	:	Citibank, NA
Fund Manager	:	PT Asuransi Jiwa Manulife Indonesia

### Risk Classification

Risk classification is based on type of fund.



### Investment Allocation

Money Market	:	100%
--------------	---	------

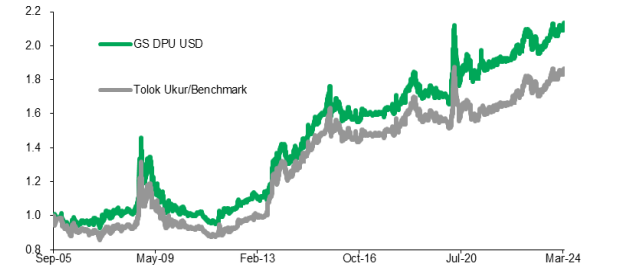
### Portfolio per (28/03/24)

Money Market	:	100.00%
--------------	---	---------

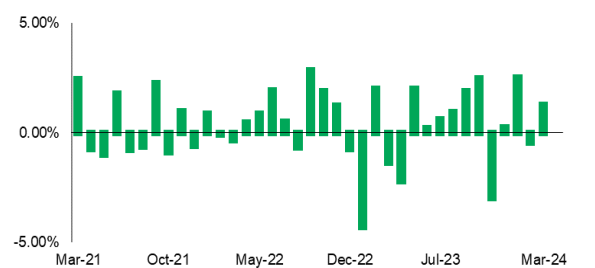
### Note

- 1) Annualized and using compound method (for products more than one year since inception).
  - 2) Benchmark: Net after tax of average 3-months USD time deposit's interest rates.
  - 3) The Net Asset Value / Unit has calculated the costs, including fees related to transaction and transaction settlement as well as administration and recording.
- \*) Fund name effective starting 9 May 2022, previously GSP DANA US DOLLAR (GSPDUSD).

### Performance Since Inception

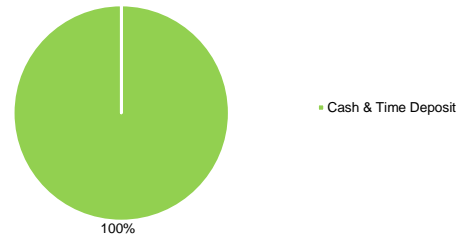


### Monthly Performance Last 3 Years



### Top Holdings\* & Asset Allocation

- Time Deposit - Bank Rakyat Indonesia
- Time Deposit - Bank Ocbc-NISP
- Time Deposit - Bank Danamon
- Time Deposit - Bank Mega
- Time Deposit - Bank CTBC
- Time Deposit - Bank Commonwealth
- Time Deposit - Bank Cimb Niaga
- Time Deposit - Bank UOB Indonesia



\*Non Affiliates

### Fund Statistic

	Performance in IDR per (28/03/24)							
	1 mo	3 mo	6 mo	YTD	1 yr	3 yr <sup>1)</sup>	5 yr <sup>1)</sup>	Since Inception <sup>1)</sup>
GSPDPUUSD	1.28%	3.38%	3.00%	3.38%	6.49%	3.86%	4.30%	4.17%
Bm <sup>2)</sup>	1.01%	3.22%	2.96%	3.22%	6.89%	4.46%	3.30%	3.42%

<sup>1) year = 365 days</sup>

	Yearly Performance							
	2024-YTD	2023	2022	2021	2020	2019	2018	2017
GSPDPUUSD	3.38%	6.49%	8.95%	4.09%	7.98%	-3.68%	8.19%	1.10%
Bm <sup>2)</sup>	3.22%	6.89%	10.08%	4.15%	1.66%	-3.98%	7.77%	0.83%

**Disclaimer:** This report is prepared by PT Asuransi Jiwa Manulife Indonesia only for information purposes and not to be used as a sales offering or proposal. Although this report has been prepared meticulously, PT Asuransi Jiwa Manulife Indonesia does not guarantee its accuracy, sufficiency or completeness, and is not responsible for any consequences arising from any actions which are based on the information stated herein. Investments in capital market instruments are subject to various risks which include, but not limited to, market risk, credit risk, interest rate risk, exchange rate risk (particularly in Fund which has allocation in offshore investment instruments in different currencies than the Fund's currency), liquidity risk and other risks which could result in performance volatility. Therefore, the performance of this Fund is not guaranteed, the unit price of each Fund may go up or down and past performance does not necessarily indicative of future performance.

**Manulife Indonesia**  
 Established in 1985, PT Asuransi Jiwa Manulife Indonesia (Manulife Indonesia) is part of Manulife Financial Corporation Group, a Canadian financial services group that operates in Asia, Canada and the United States. Manulife Indonesia offers a wide range of financial services, including life insurance, accident and health insurance, investment and pension plans to individual customers and group clients in Indonesia. Through a network of almost 11,000 employees and professional agents spread across more than 30 sales offices, Manulife Indonesia serves around 2 million customers in Indonesia. PT Asuransi Jiwa Manulife Indonesia are licensed and supervised by the Otoritas Jasa Keuangan (OJK). To learn more about Manulife Indonesia, follow us on Facebook, Twitter, Instagram, YouTube, or visit [www.manulife.co.id](http://www.manulife.co.id).